

**CompuDry**  
**Command Center**

**AUXILIARY AUGER**  
**ADD-ON BOX**  
**(for up to four augers)**

**Installation and  
Operating Instructions  
For Model 641N-001A**



Shivers Incorporated  
614 West English St.  
Corydon, IA 50060  
(641) 872-1005  
[www.shivers.com](http://www.shivers.com)

P-11858  
02/27/04

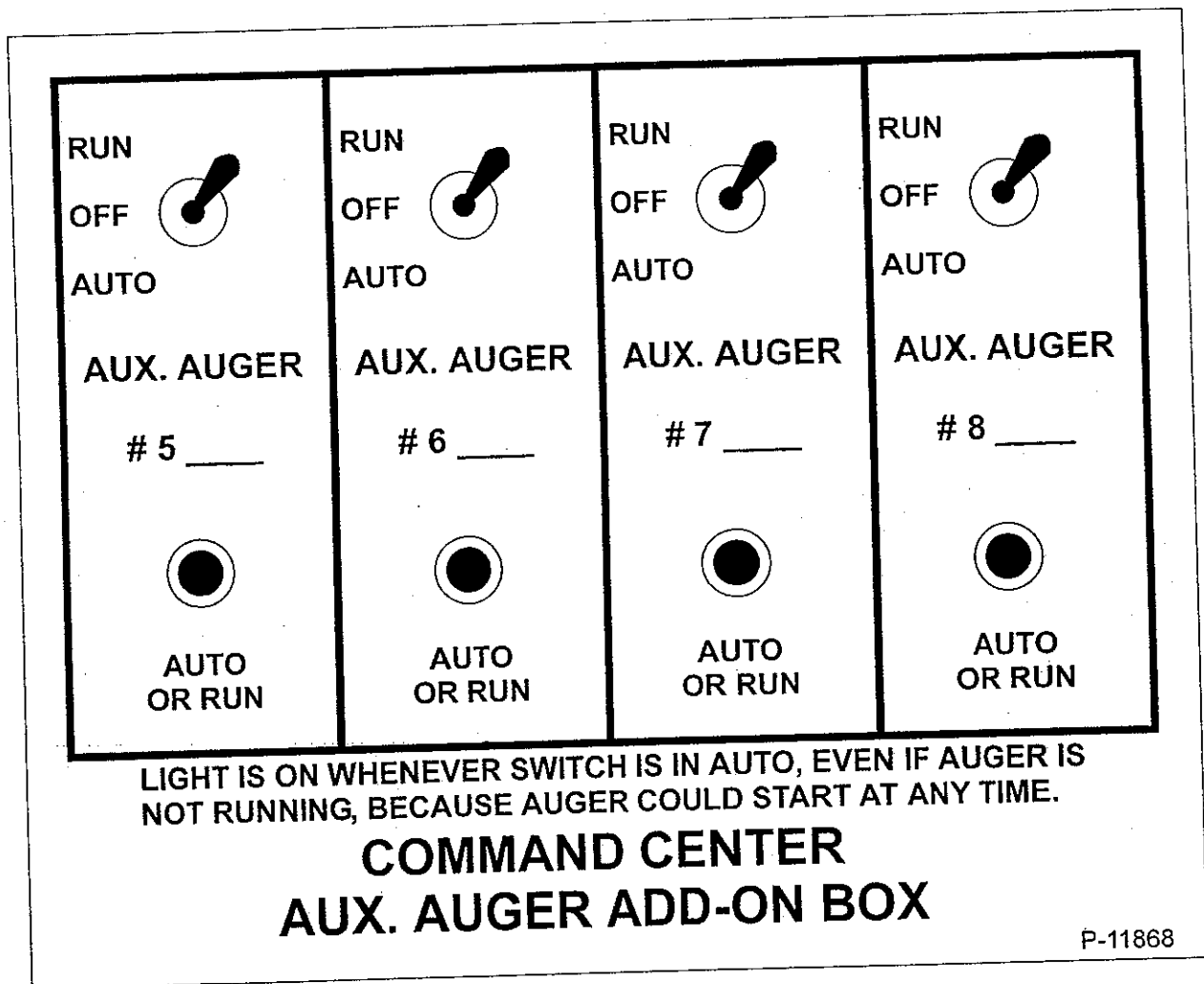
# OPERATION OF ADD-ON BOX

See the Compudry Command Center Operating Instructions also for more detail.

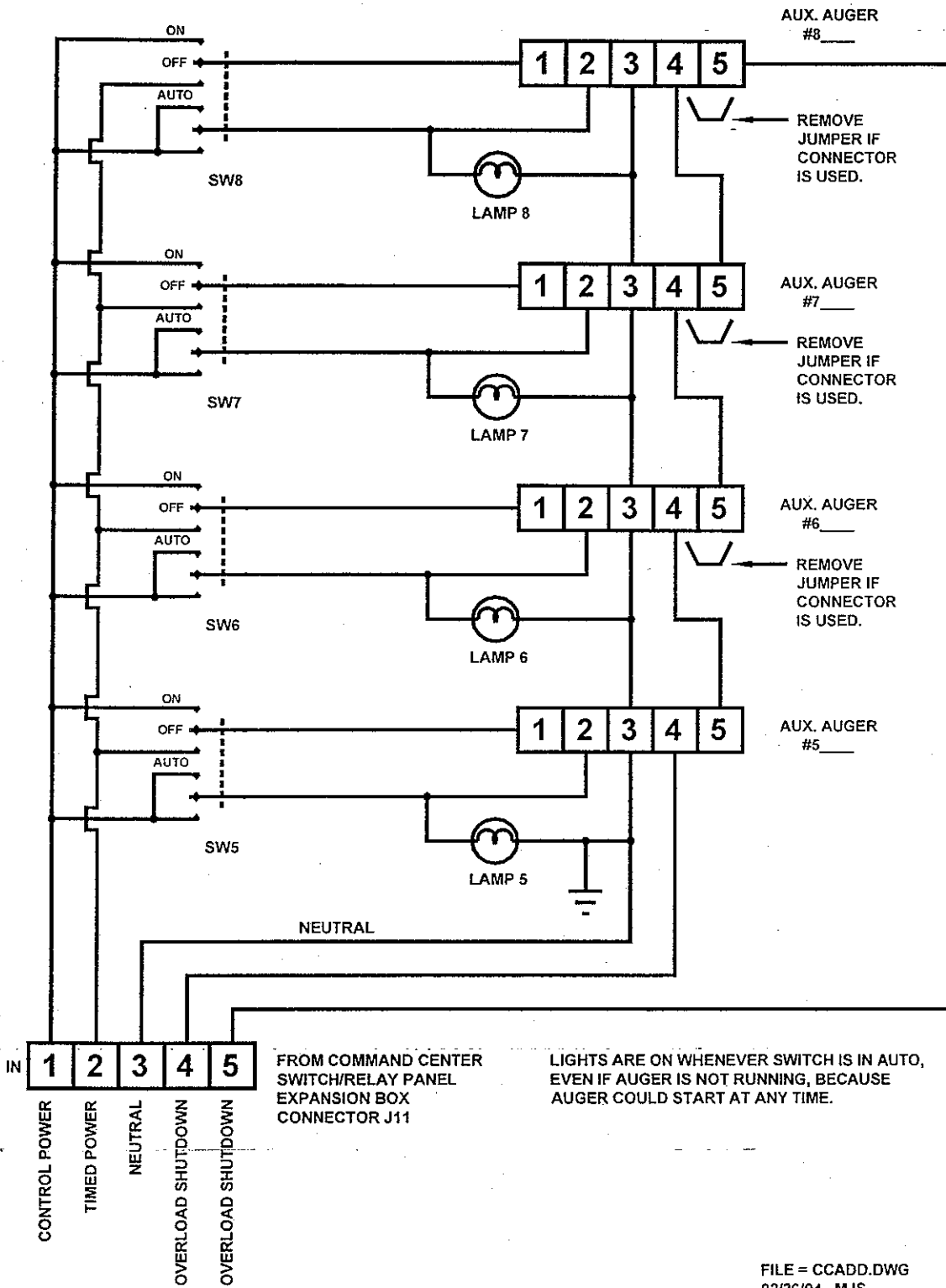
The Control Power must be on in the Compudry Command Center for the Auxiliary Auger Add-on Box to have any control power. Once the Command Center power is turned on, the switches and lights on the Add-on box operate the same as the Cont. Flow/Aux. Auger switches on the Command Center.

The up, or Run, position causes that auger, and light, to come on. In the down, or Auto, position, the Command Center Moisture Control module, or a separate timer, controls when the auger runs. The light always comes on when in Auto, whether the auger is running or not, to indicate that it could come on at any time.

If any overload relay trips, the Command Center control power will shut down, and all augers will shut off immediately. Make sure all power is disconnected and locked off before opening the box to reset the overload.




# ADD-ON BOX SCHEMATIC



FILE = CCADD.DWG  
02/26/04 MJS





( )

---

( )