


SHIVERS

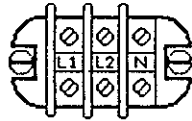
DELUX CIRCU-TROL
PARTS MANUAL

P-11038

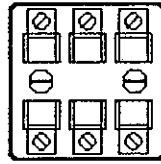


Delux Circu-trol Panel, 1 Phase, 220V, 5-5 HP
CTDL220V1P55

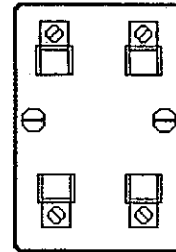
Basic Mounting Plate Assy, 295A-116A



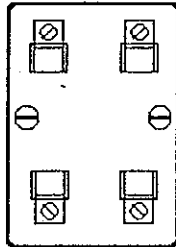
E-5054
Terminal Bd.
3 Circuit



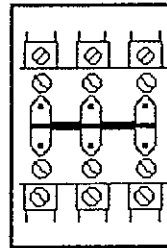
E-5001-01
Fuse Block
3 Circuit




E-5001-02
Fuse Block,
2 Circuit



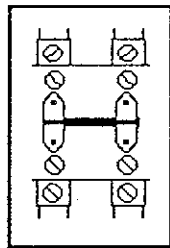
E-5001-02
Fuse Block,
2 Circuit



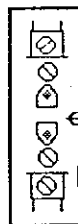
E-5575
Contactor
3-Pole, 40A



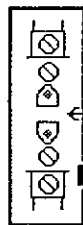
E-5032-01
60 Sec.
Timer



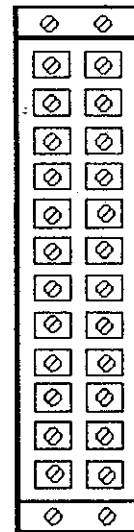
E-5574
Contactor
2-Pole, 40A



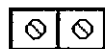
E-5002-01
Overload Relay
[Bracket, E-5002-02]



E-5002-01
Overload Relay
[Bracket, E-5002-02]



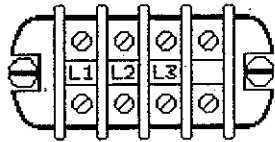
E-5366
Terminal
Bd.
12 Pt.




E-5008-01
Ground Lug

Delux Circu-trol Panel, 3 Phase, 220V, 10-10 HP
CTDL220V3P1010


Basic Mounting Plate Assy. 295B-117A



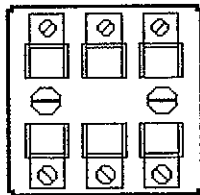
E-5055
Terminal
4 Circuit



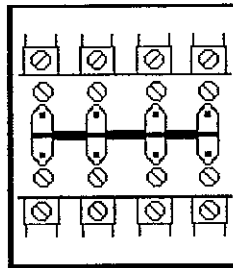
E-5001-01
Fuse Block
3 Circuit, 30A




E-5001-01
Fuse Block
3 Circuit, 30A



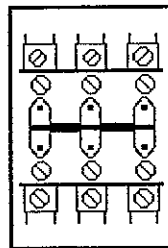
E-5001-01
Fuse Block
3 Circuit, 30A



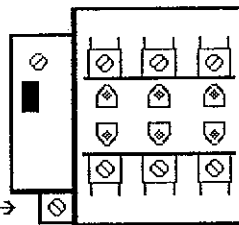
E-5576
Contactor
4-Pole, 40A



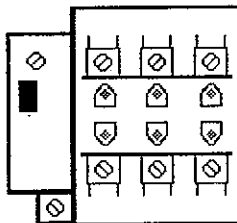
E-5032-01
60 Sec.
Timer



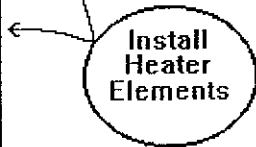
E-5575
Contactor
3-Pole, 40A



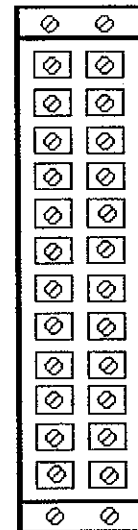
E-5002-03
Overload
Relay



E-5002-03
Overload
Relay



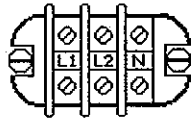
E-5008-01
Ground
Lug




E-5366
12 Pt.
Terminal
Bd.

Delux Circu-trol Panel, 1 Phase, 220V, 10-5 HP
CTDL220V1P105

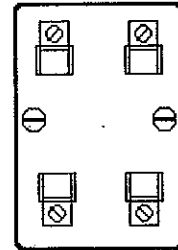
Basic Mounting Plate Assy, 295C-118A



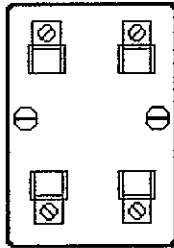
E-5054
Terminal Bd.
3 Circuit



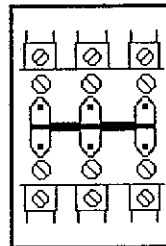
E-5001-01
Fuse Block
3 Circuit, 30A




E-5001-02
Fuse Block
2 Circuit, 60A



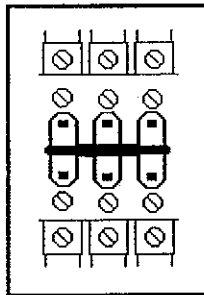
E-5001-02
Fuse Block
2 Circuit, 60A



E-5575
Contactor
3-Pole, 40A



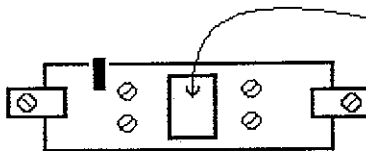
E-5032-01
60 Sec
Timer



E-5393
Contactor
3 Pole, 60 A



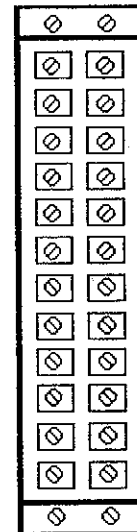
E-5002-01
Overload Relay
[Bracket, E-5002-02]



E-5130
Overload Relay
[Bracket, E-5171]



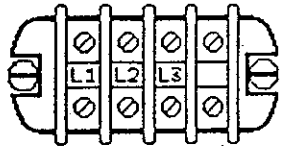
E-5008-01
Ground Lug



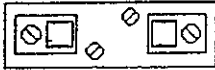
E-5366
Terminal
Bd.
12 PT.

Delux Circu-trol Panel, 3 Phase, 440V, 10-10 HP
CTDL440V3P1010

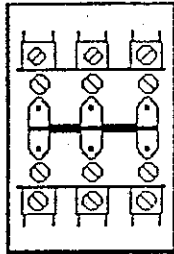
Basic Mounting Plate Assy. 295D-119A



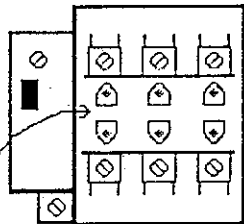
E-5055
Terminal
4 Circuit



E-5001-03
Fuse Block
1 Circ. 30A

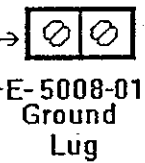


E-5575
Contactor
3-Pole, 40A

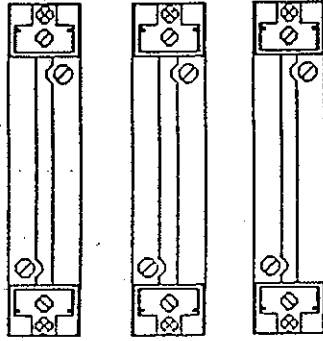


E-5002-03
Overload
Relay


Install
Heater
Elements




E-5008-01
Ground
Lug



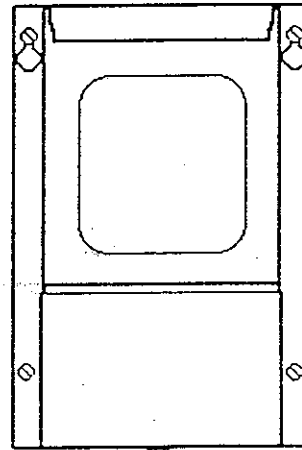
E-5142 (6)
Fuse Holder
600V 30A



E-5032-01
60 Sec.
Timer

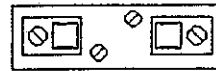


E-5366
12 Pt.
Terminal
Bd.

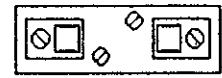


E-5339
Transformer

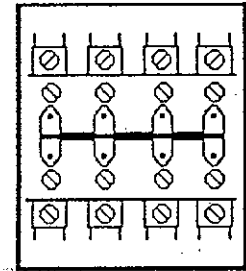
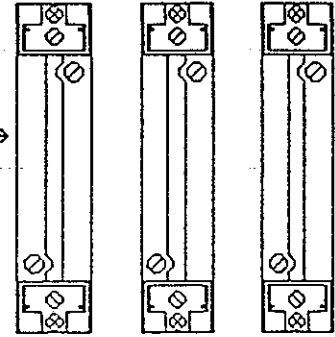
Install
Heater
Elements



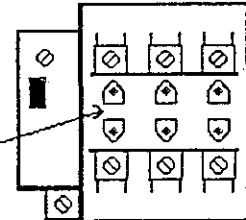
E-5001-03
Fuse Block
1 Circ. 30A



E-5001-03
Fuse Block
1 Circ. 30A



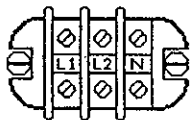
E-5576
Contactor
4-Pole, 40A



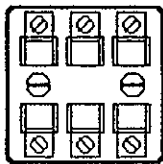
E-5002-03
Overload
Relay

Delux Circu-trol Panel, 1 Phase, 220V, 1010HP
CTDL220V1P1010

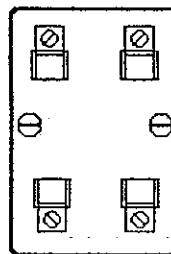
Basic Mounting Plate Assy, 295K-247A



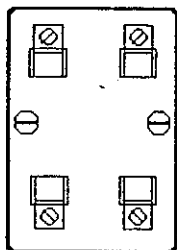
E-5054
Terminal Bd.
3 Circuit



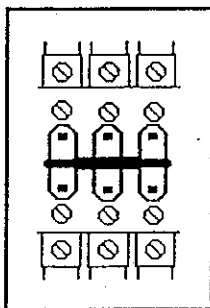
E-5001-01
Fuse Block
3 Circuit, 30A




E-5001-02
Fuse Block
2 Circuit, 60A



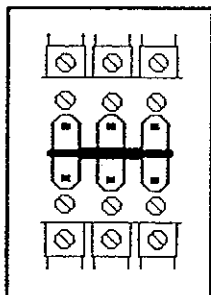
E-5001-02
Fuse Block
2 Circuit, 60A



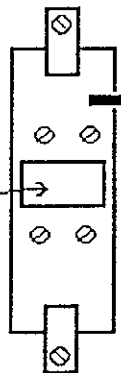
E-5393
Contactor
3-Pole, 60A



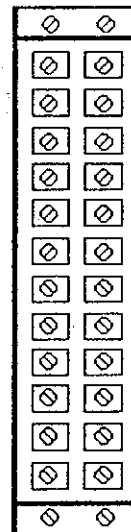
E-5032-01
60 Sec
Timer



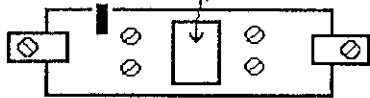
E-5393
Contactor
3-Pole, 60A



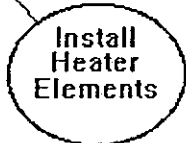
E-5130
Overload Relay
(Bracket, E-5171)



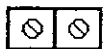
E-5366
Terminal
Bd.
12 PT.



E-5130
Overload Relay
(Bracket, E-5171)



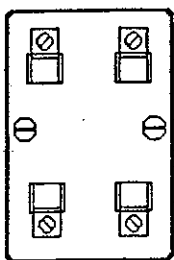
Install
Heater
Elements



E-5008-01
Ground Lug

Delux Add-On Panel, 1 Phase, 5 HP
AOCC1P5HP

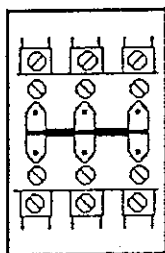
Add On Control Circuit, 297A-001A



E-5001-02
Fuse Block
2 Circuit, 60A

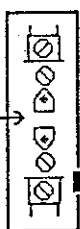


E-5001-03
Fuse Block
1 Circuit, 30A




E-5575
Contactor
3-Pole, 40A

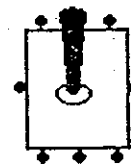
Install
Heater
Element



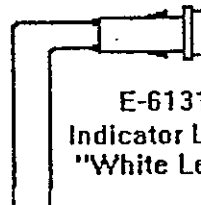
E-5002-01
Overload Relay
(Bracket, E-5002-02)



E-5083
Terminal
Bd.
8 Pt.



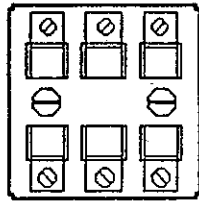
E-5006-04
Switch
(Three Pole,
Double Throw)
"9-Terminal"



E-6131
Indicator Lamp
"White Lens"

Delux Add-On Panel, 3 Phase, 10 HP
AOCC3P10HP

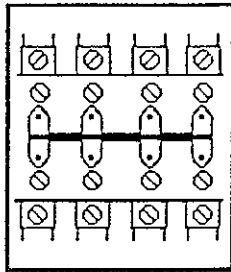
Add On Control Circuit, 297B-001A



F-5001-01
Fuse Block
3 Circuit, 30A

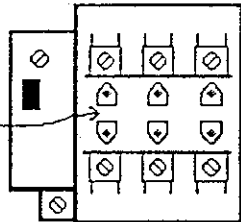


E-5001-03
Fuse Block
1 Circuit, 30A




E-5576
Contactor
4-Pole, 40A

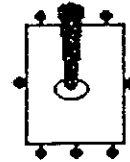
Install
Heater
Elements



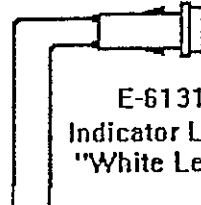
E-5002-03
Overload
Relay



E-5083
Terminal
Bd.
8 Pt.



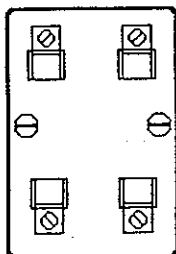
E-5006-04
Switch
(Three Pole,
Double Throw)
"9-Terminal"



E-6131
Indicator Lamp
"White Lens"

Delux Add-On Panel, 1 Phase, 10 HP
AOCIP10HP

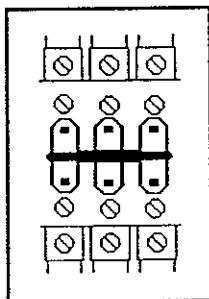
Add On Control Circuit, 297C-001A



E-5001-02
Fuse Block
2 Circuit, 60A

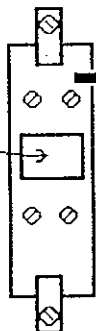


E-5001-03
Fuse Block
1 Circuit, 30A




E-5393
Contactor
3-Pole, 60A

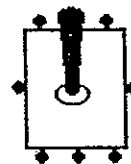
Install
Heater
Element



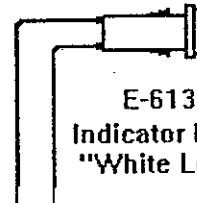
E-5130
Overload Relay
(Bracket, E-5171)



E-5083
Terminal
Bd.
8 Pt.



E-5006-04
Switch
(Three Pole,
Double Throw)
"9-Terminal"



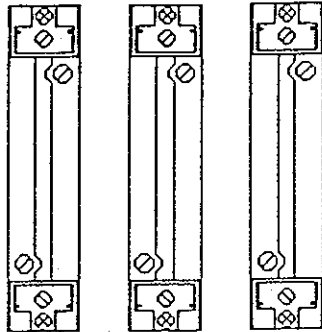
E-6131
Indicator Lamp
"White Lens"

Delux Add-On Panel, 3 Phase, 440V, 10 HP
AOCC3P440

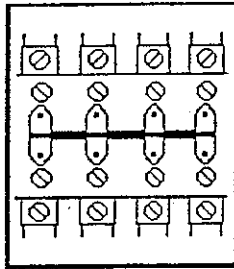
Add On Control Circuit, 297D-001A



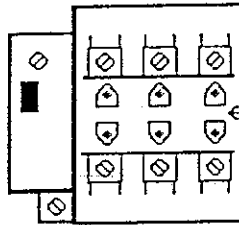
E-5001-03
Fuse Block
1 Circ. 30A



E-5142 (3)
Fuse Holder
600V 30A

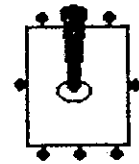


E-5576
Contactor
4-Pole, 40A



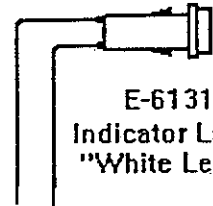

E-5002-03
Overload
Relay

Install
Heater
Elements




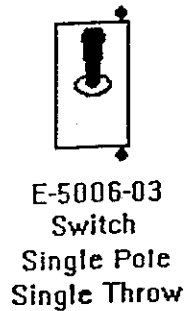
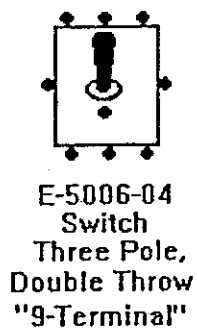
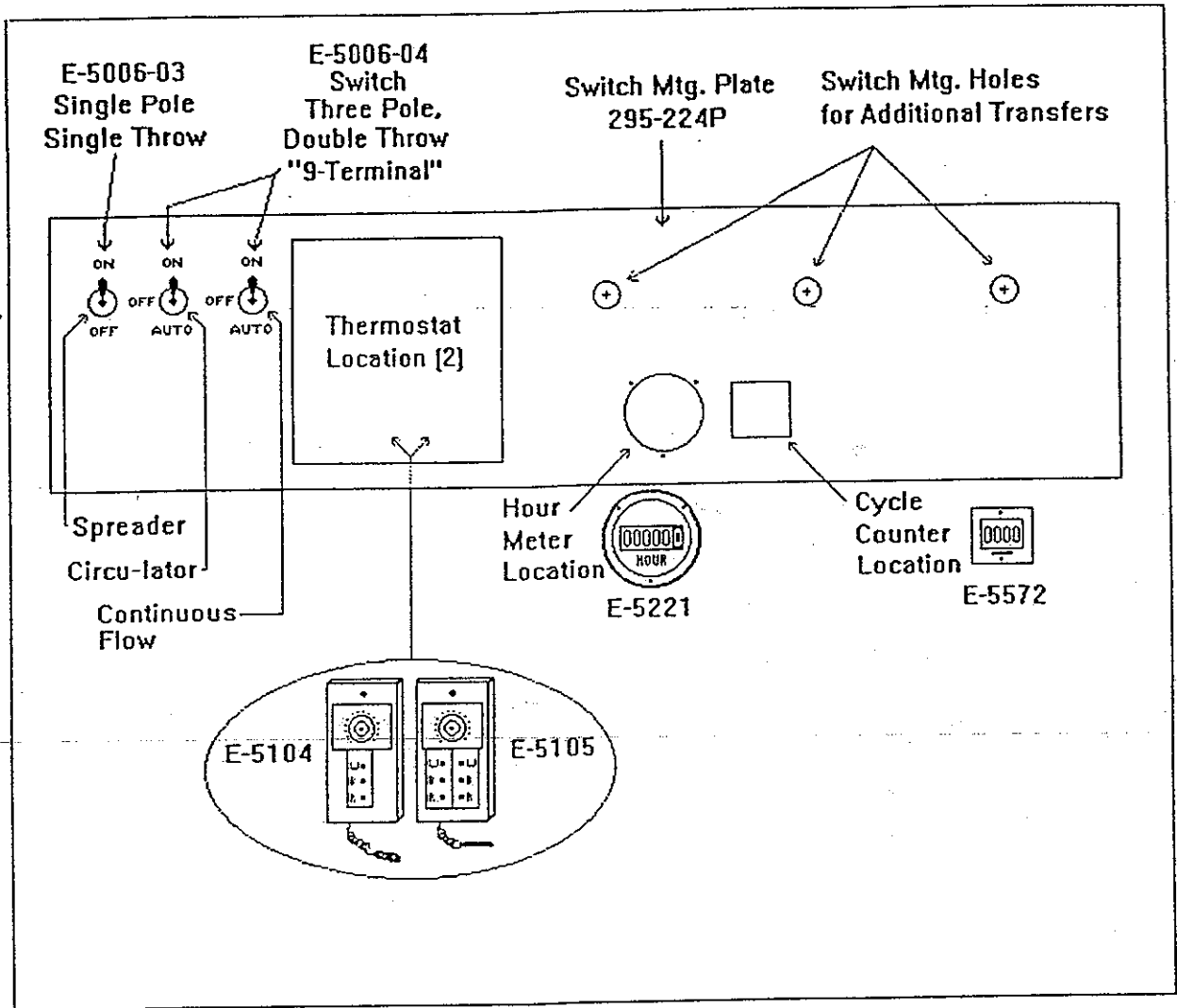
E-5006-04
Switch
(Three Pole,
Double Throw)
"9-Terminal"

E-5083
Terminal
Bd.
8 Pt.

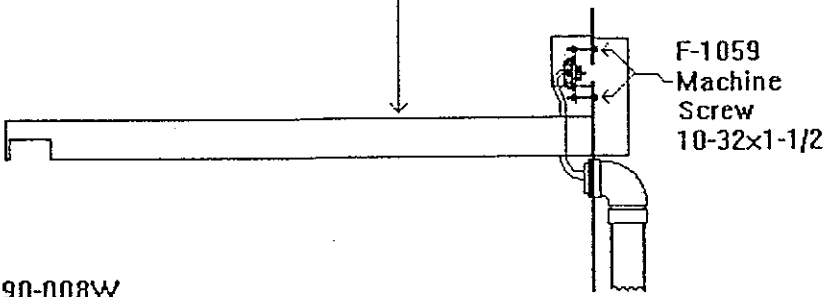
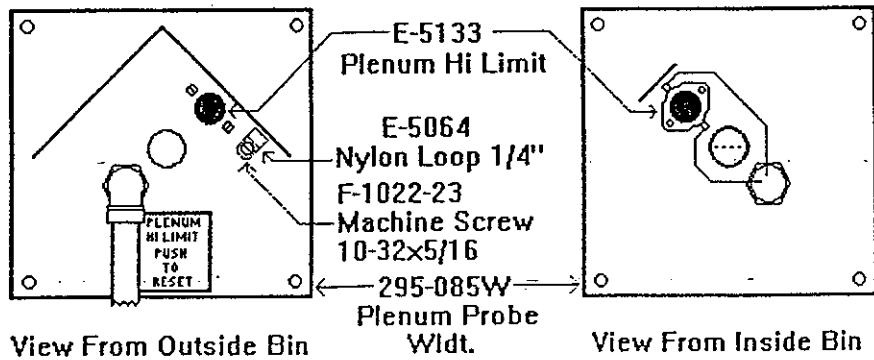


E-6131
Indicator Lamp
"White Lens"

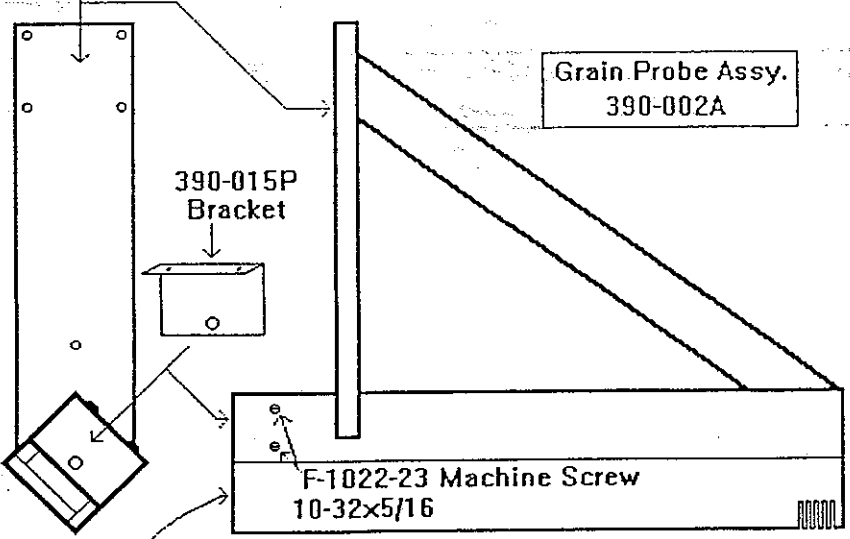
Delux Circu-trol Switch Mtg. Plate
295-235A



**Plenum Probe Assy.
295-084A**



390-008W
Upper Probe Wldt.



**Grain Probe Assy.
390-002A**

- 390-003A Insulation Assembly
Consisting of:**
- 390-012P Notched Insulation
Qty. per Assy. [2]
 - 390-013P Plain Insulation
Qty. per Assy. [2]

Overload Heater Element
[See Section 11 in Equipment Catalog for Sizes]

