



TRANSFER AUGER PARTS MANUAL

for

CONTINUOUS FLOW AUGERS
AUXILIARY TRANSFER AUGERS
ACCESSORIES

SHIVERS MANUFACTURING, INC
CORYDON, IOWA USA
Ph. (641) 872-1005 Fax (641) 872-1593
www.shivers.com

TABLE OF CONTENTS

4" AUGERS AND ACCESSORIES

4" Continuous Flow And Accessories	1
4" Transfer Auger and Accessories	2
4" Basic Augers and Extensions	3
4" Motor Mount Assembly Complete	4
4" Motor Mount Assembly	5
4" Downspout, Pulley, Belt Shield Assembly	6
4" Auxiliary Bipod and Tripod Roof Braces	7
4" Continuous Flow Boot Assembly	8
4" Hopper Assembly	9
4" Truss Assembly, 4" Roof Boot Assembly	10
4" Grain Sampler Valve Assembly	11
4" Drop Outlet Assembly	12
4" Grain Cleaner Assembly	13

6" AUGERS AND ACCESSORIES

6" Continuous Flow and Accessories	14
6" Transfer Auger and Accessories	15
6" Basic Augers and Extensions	16
6" Basic Augers w/Hanger Bearings	17
6" Extension Augers w/Hanger Bearings	18
6" Basic Augers w/Sealed Hanger Bearings	19
6" Extension Augers w/Sealed Hanger Bearings	20
6" Quick Release Powerhead	21
6" Motor Mount Assembly Complete	22
6" Motor Mount Assembly	23
6" Downspout, Pulley, Belt Shield Assembly	24
6" Downspout Assemblies (for 7" Openings)	25
6" Downspout Assembly (for 10" Openings)	26
6" Auxiliary Bipod and Tripod Roof Braces	27
6"x6" Continuous Flow Boot Assembly	28
8"x6" Continuous Flow Boot Assembly	29
8"x6" High Angle Boot Assembly	30
6" Hopper Assembly	31
6" Super Hopper Assembly	32

TABLE OF CONTENTS

6" AUGERS AND ACCESSORIES CONTINUED

6" Truss and 2 Piece Roof Boot Assemblies	33
6" QuadSTAR Truss Kits	34
6" Grain Sample Valve Assembly	35
6" Roof Boot, 6" Drop Outlet Assembly	36
6" Drop Outlet Assembly (Improved)	37
6" Grain Cleaner Assembly	38

8" AUGERS AND ACCESSORIES

8" Quick Release Powerhead	39
8" Quick Release Powerhead Motor Mount; Spout	40
8" Hanger Bearing Transfer Auger (704(A-B)-001A)	41
8" Hanger Bearing TA Extensions (704(C-E)-001A)	42
8" Transfer Augers (706(--)-001A)	43
Transfer Auger Powerhead	44
8" Motor Mount, 8" 2 Piece Roof Boot	45
Transfer Auger Belt Shield, 8" Half Bands	46
8" Basic Jumpster Assembly (671(A-C)-001A)	47
8" Extension Transfer Auger (671(I-L)-001A)	48
8" Hanger Bearing Transfer Auger , Discontinued	49
8" Hanger Bearing Transfer Auger Ext., Discontinued	50
8" Super Hopper Assembly	51
8" Super XL Hopper Assembly	52
8" Bolt Together High Angle Boot Assembly	53
8"x8" High Angle Boot Assembly	54
8" Sample Valve Assembly	55
8" Drop Outlets; 10" Flex Tube	56
8" Grain Cleaner	57
8" Quad Star Assembly	58
8" Tripod Roof Brace	59
Bin Wall Support Kit	60
Bin Wall Support Kit, Long	61
<u>PULLEYS</u>	
Motor Pulleys: 2-Groove, B-Section	62
Motor Pulleys: 3-Groove	63
Motor Pulleys: 4-Groove	64



**4" AUGERS
AND
ACCESSORIES**

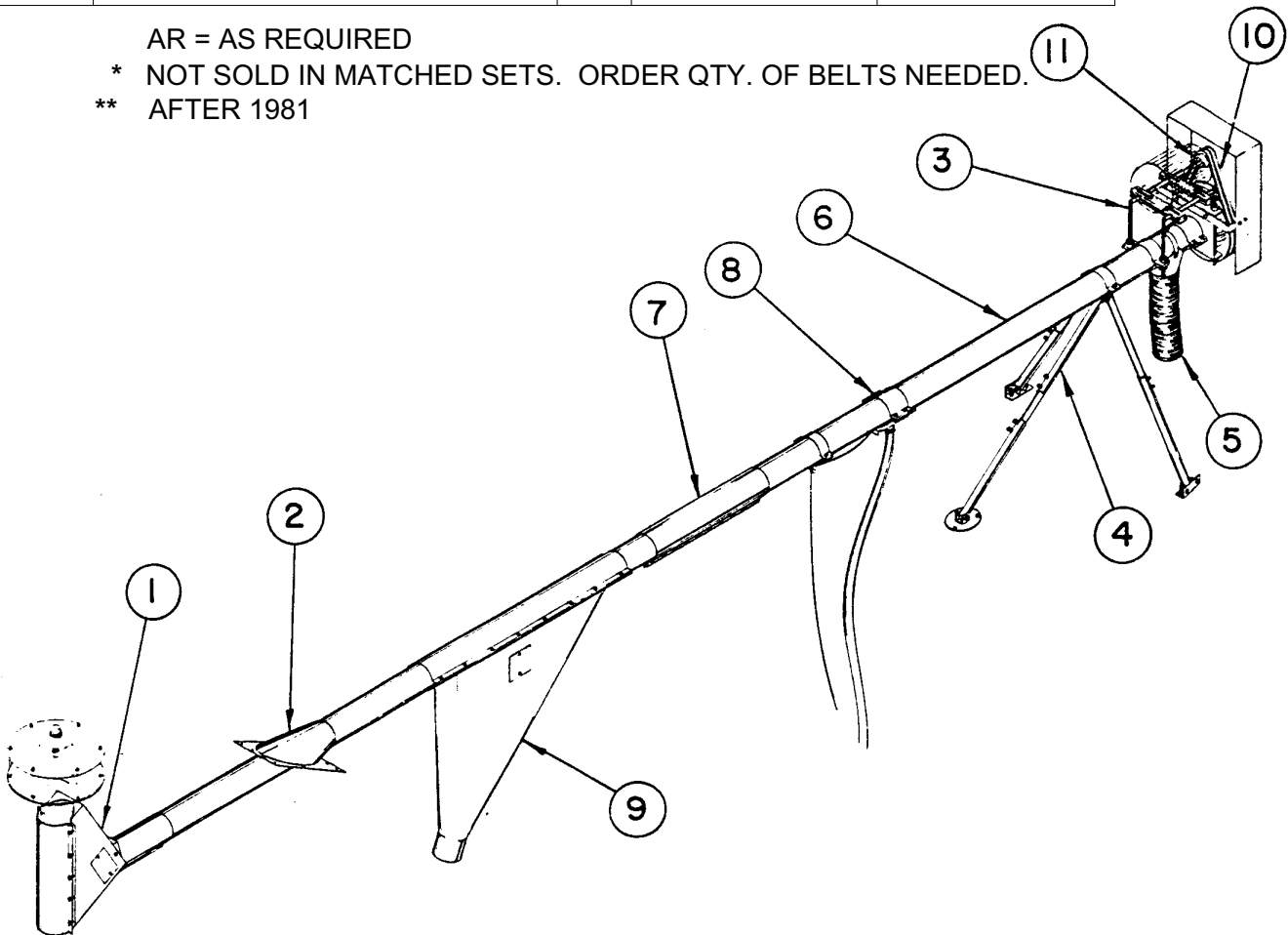
4" CONTINUOUS FLOW AND ACCESSORIES

ITEM	DESCRIPTION	QTY	PART NO.	BREAK DOWN PAGE #
1	Boot, 4" Cont. Flow PC	1	423-013-001A	8
2	Roof Plate, 4" Cont. Flow PC	1	423-014-001A	10
3	4" Motor Mount Assy Complete	1	423-059-001A	4
4	Roof Braces	AR	See Break-Down	7
5	Downspout Assembly, 4"	1	423-028-001A	6
6	Continuous Flow Basic Auger	1	267A-001A	3
7	Auger Extensions	AR	See Break-Down	3
8	Grain Sampler Valve, 4"	1	264A-001A	11
9	Grain Cleaner, 4"	1	280A-001A	13
10A	Belt, Vee, Matched, #5L-51 *	2	D-3003-04	-
10B	Belt, Vee, Matched, #5L-48 *	2	D-3003-06 **	-
11	2 Groove, B Section, Motor Pulleys	1	See Break-Down	62

AR = AS REQUIRED

* NOT SOLD IN MATCHED SETS. ORDER QTY. OF BELTS NEEDED.

** AFTER 1981



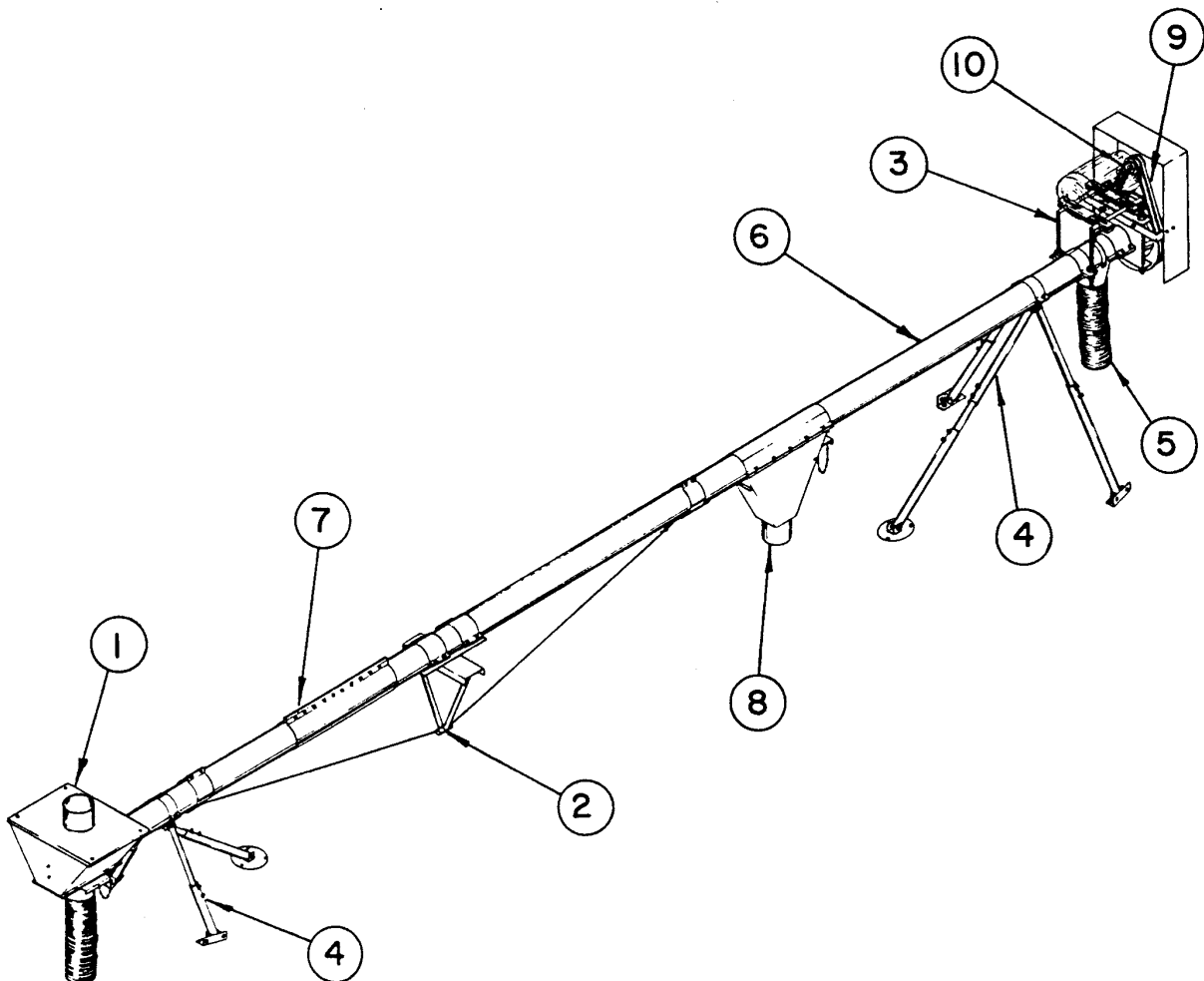
4" AUXILIARY TRANSFER AUGER AND ACCESSORIES

ITEM	DESCRIPTION	QTY	PART NO.	BREAK DOWN PAGE #
1	4" Hopper Assembly	1	262A-001A	9
2	4" Truss Assembly	AR	92A-001A	10
3	4" Motor Mount Assy Complete	1	423-059-001A	4
4	Roof Braces	AR	See Break-Down	7
5	Downspout Assembly, 4"	1	423-028-001A	6
6	Continuous Flow Basic Auger	1	267A-001A	3
7	Auger Extensions	AR	See Break-Down	3
8	4" Drop Outlet	1	287A-001A	12
9A	Belt, Vee, Matched, #5L-51 *	2	D-3003-04	-
9B	Belt, Vee, Matched, #5L-48 *	2	D-3003-06 **	-
10	2 Groove, B Section, Motor Pulleys	1	See Break-Down	62

AR = AS REQUIRED

* NOT SOLD IN MATCHED SETS. ORDER QTY. OF BELTS NEEDED.

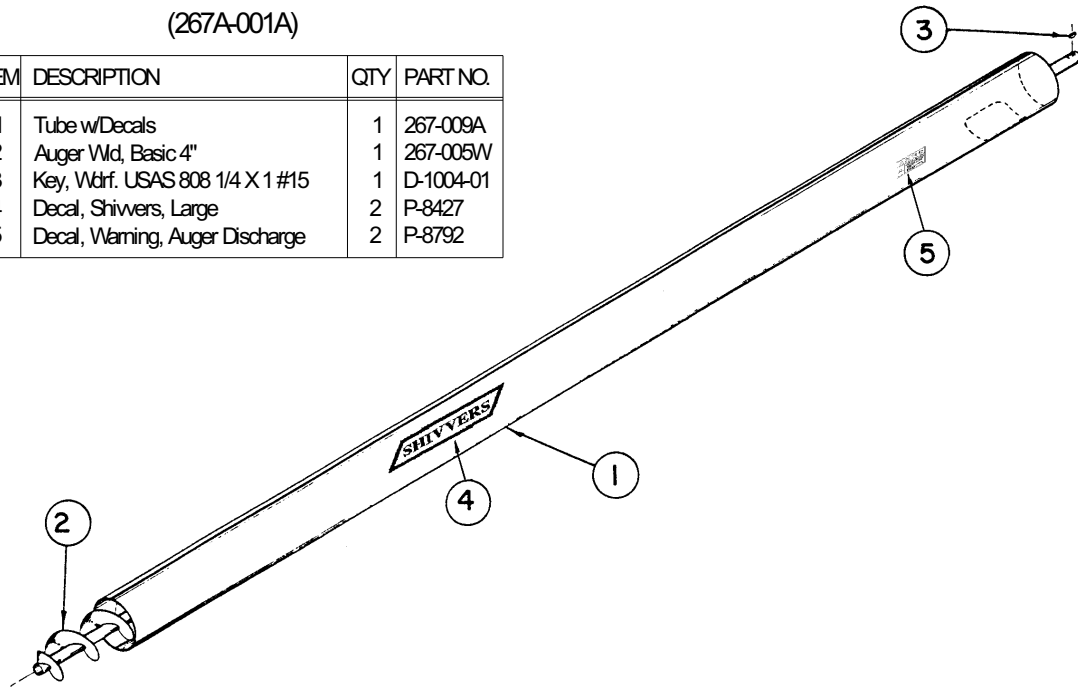
** AFTER 1981



4" AUGERS

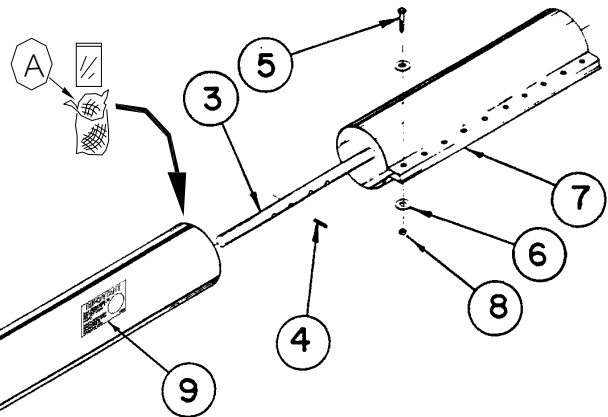
4" BASIC AUGER ASSY (267A-001A)

ITEM	DESCRIPTION	QTY	PART NO.
1	Tube w/Decals	1	267-009A
2	Auger Wld, Basic 4"	1	267-005V
3	Key, Wdrf. USAS 808 1/4 X 1 #15	1	D-1004-01
4	Decal, Shivers, Large	2	P-8427
5	Decal, Warning, Auger Discharge	2	P-8792

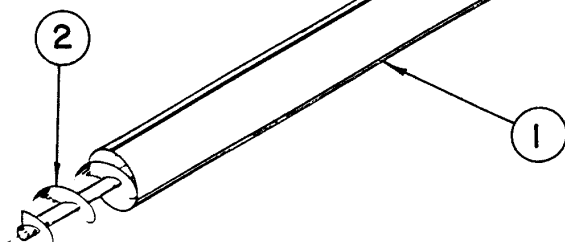


4" AUGER EXTENSIONS (SEE CHART FOR ASSY NO.)

ITEM	DESCRIPTION	QTY	PART NO.
1	Tube, 4" Cont. Flow	1	See Chart
2	Auger Wld, Cont. Flow Ext. 4"	1	See Chart
3	Shaft, Connector	1	268-002P
4	Roll Pin, Spiral Spring Pin	2	F-1036-46
5	Capscrew, Hx, 3/8-16 X 1-1/2 Gr. 5	3	F-1015-27
6	Washer, Flat, Std, Steel, 3/8"	6	F-1009-03
7	4" Sleeve	1	268-006P
8	Locknut, Hex, 3/8-16 w/ Nyloc	3	F-1239
9	Decal, Important, Auger Fliting	1	P-7247
A	HRDW Sack, Cont. Flow	1	268-007A
(4)	Roll Pin, Spiral Spring Pin	2	F-1036-46
(5)	Capscrew, Hx, 3/8-16 X 1-1/2 Gr. 5	7	F-1015-27
(6)	Washer, Flat, Std, Steel, 3/8"	14	F-1009-03
(8)	Locknut, Hex, 3/8-16 w/ Nyloc	7	F-1239



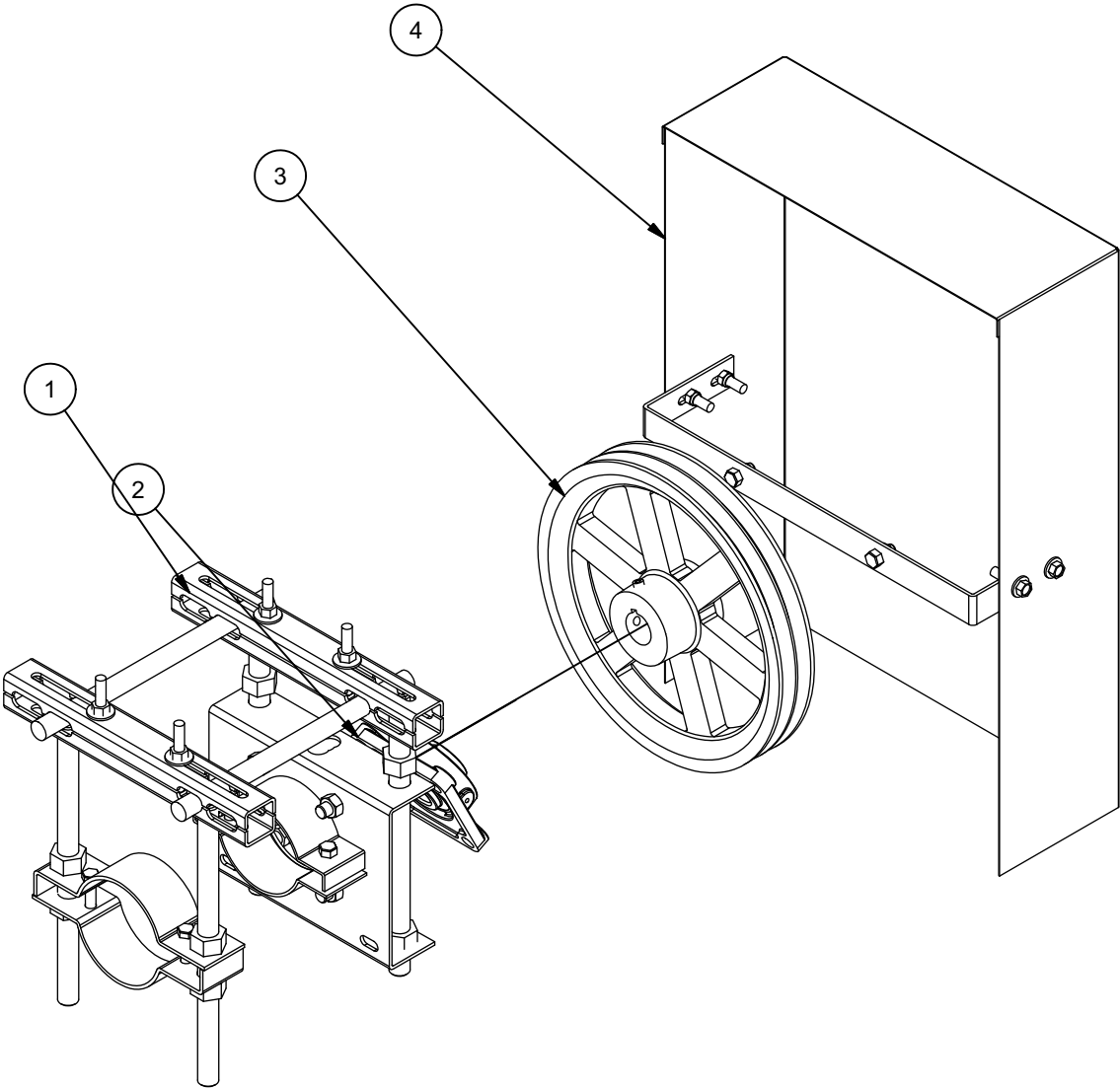
NOTICE:
HARDWARE SACK IN
BURLAP BAG IS TIED TO
INSIDE OF AUGER



ASSEMBLY NUMBER	LENGTH	TUBE PART NO.	AUGER WLD PART NO.
268A-001A	2.5	268A-005P	268A-003W
268B-001A	5	268B-005P	268B-003W
268C-001A	10	268C-005P	268C-003W
268D-001A	15	268D-005P	268D-003W
268E-001A	20	268E-005P	268E-003W

4" MOTOR MOUNT ASSEMBLY COMPLETE (423-059-001A)

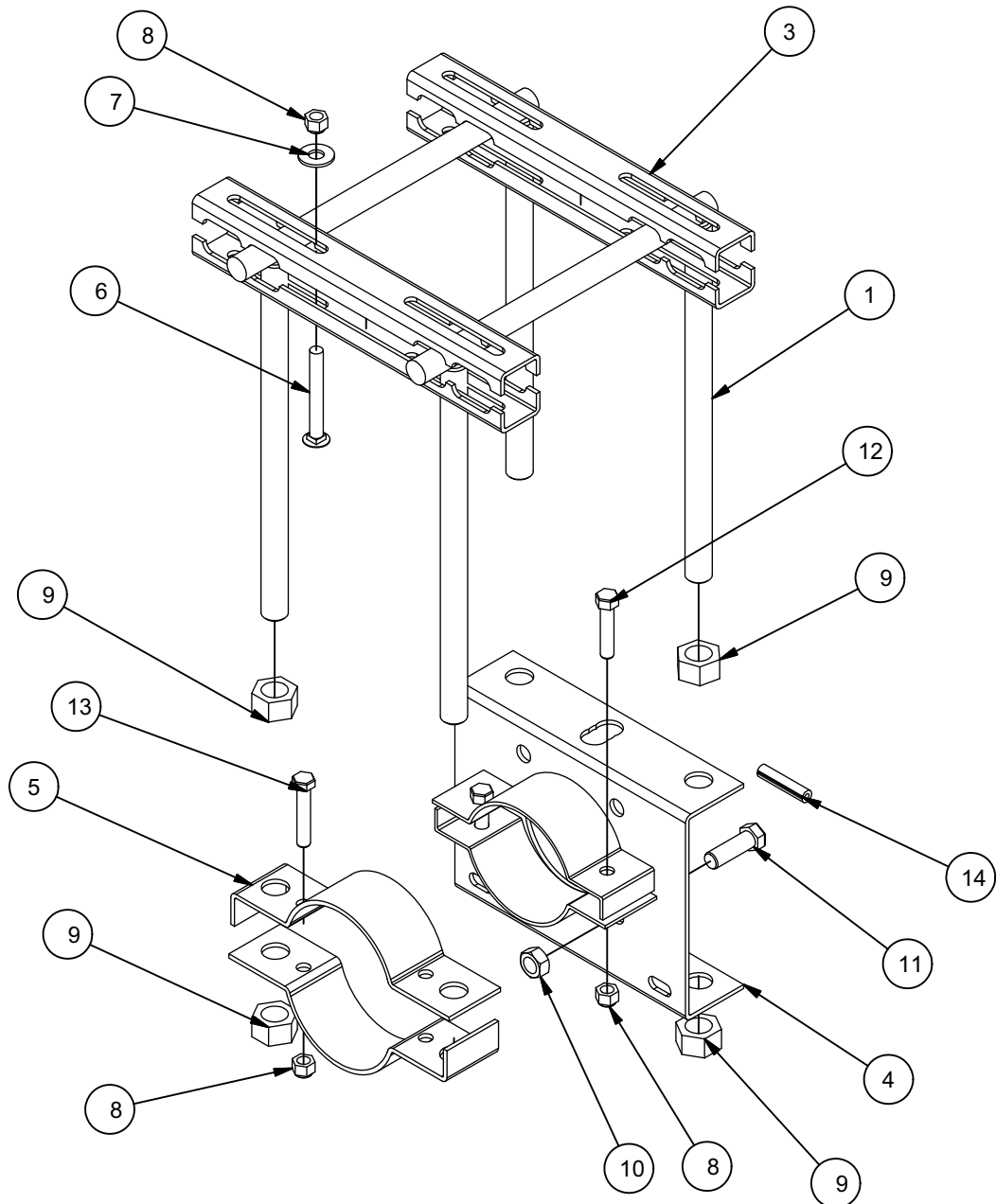
ITEM	DESCRIPTION	QTY	PART NO.	BREAK DOWN PAGE #
1	Motor Mount, 4" Cont. Flow PC	1	423-012-001A	5
2	Bearing, 4 Hole Flng 1-1/4 Bore	1	D-2002-02	-
3	Pulley Assembly, 12" 2 Groove	1	269-002A	6
4	Belt Shield	1	423-015-001A	6



4" MOTOR MOUNT (423-012-001A)

ITEM	QTY	NUMBER	DESCRIPTION	ITEM	QTY	NUMBER	DESCRIPTION
1	1	269-012W	Leg Weldment, Motor Mount	10	4	F-1005-05	1/2-13 Stover Nut
3	4	530-015P	Channel, Reg	11	4	F-1821	1/2-13 x1-1/2" Capscrew
4	1	269-007W	Plate Wldt, Front Motor Mount	12	2	F-1015-28	3/8-16 x 1-3/4" Capscrew
5	2	269-041P	Half Band, Motor Mount, 4"	13	2	F-1073	3/8-16 x2" Capscrew
A	1	269-015A	Sack, Motor Mount	14	1	F-1036-47	3/8 x 1.75" Roll Pin
6	4	F-1024-01	5/16-18 x 3" Carriage Bolt	15	1	F-1005-02	Hex Nut, 5/16-18 Nyloc
7	4	F-1009-03	3/8" Flat Washer	16	1	F-1009-02	Washer, 5/16
8	8	F-1239	3/8 Locknut	17	1	F-1015-15	Capscrew, 5/16-18 x 1"
9	8	F-1011-07	Hex Nut, 3/4-10				

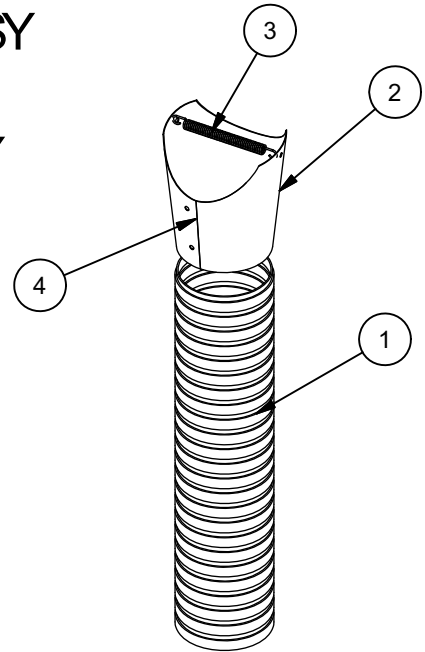
NOTE: 5/16 Hardware (15, 16, 17)
WILL NOT BE USED.



4" DOWNSPOUT ASSY 4" PULLEY ASSY BELT SHIELD ASSY

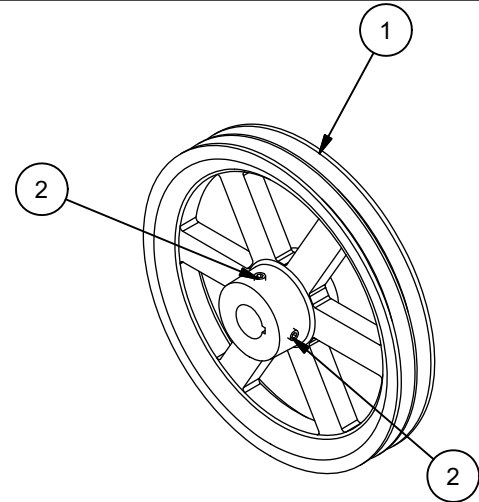
4" DOWNSPOUT ASSY (423-028-001A)

ITEM	DESCRIPTION	QTY	PART NO.
1	4" Flex Tubing, 18" Long	1	269-9019-01
A	Cone Assembly	1	269-011A
2	Downspout	1	-
3	Spring, Ext, 3-1/2, 2 Hooks	1	H-6002-01
4	Blind Rivet, 3/16D, .126-.250 Gr.	2	-



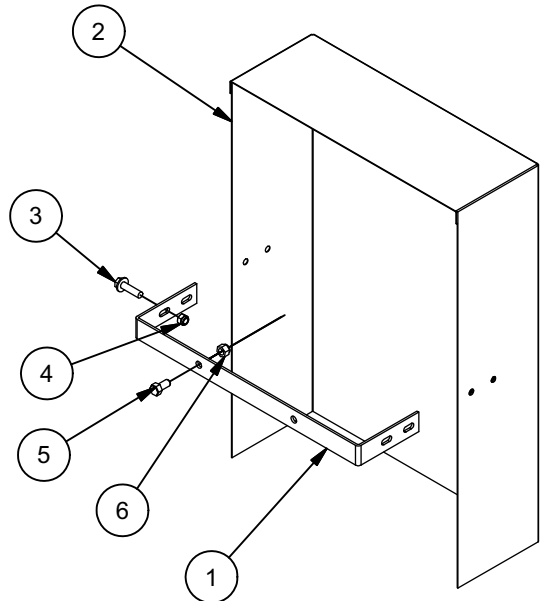
12" PULLEY ASSY (423-072-001A)

ITEM	DESCRIPTION	QTY	PART NO.
1	Pulley, 12" 2 Groove B Section	1	269-002A
2	Setscrew, Socket Hd, 3/8-16 X 1	2	F-1007-36



BELT SHIELD ASSY (423-015-001A)

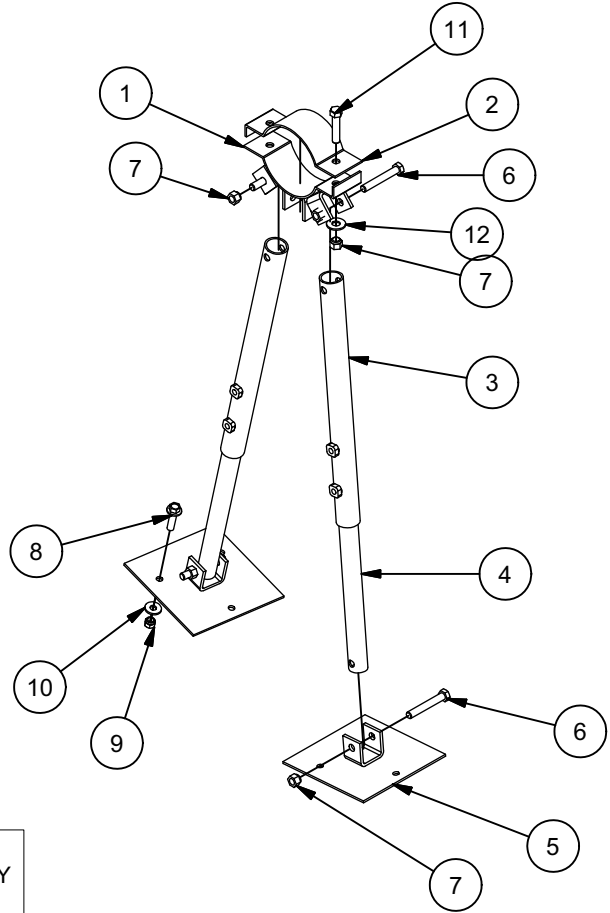
ITEM	DESCRIPTION	QTY	PART NO.
1	Bracket, Belt Shield	1	269-029P
2	Cont. Flow Belt Shield Assy	1	269-048A
A	Sack, Belt Shield	1	269-016A
3	Bolt, Bin w/ Washer 5/16-18 X 1 Gr. 5	4	F-1027-02
4	Nut, Hx Znc Pltd, 5/16-18 Nyloc	4	F-1005-02
5	Capscrew, Hx, 3/8-16 X 3/4 Gr. 5	2	F-1015-23
6	Locknut, Hex, 3/8-16 w/ Nyloc	2	F-1239



4" AUXILIARY ROOF BRACES

4"AUXILIARY BIPOD ROOF BRACE (SEE CHART FOR ASSEMBLY NO.)

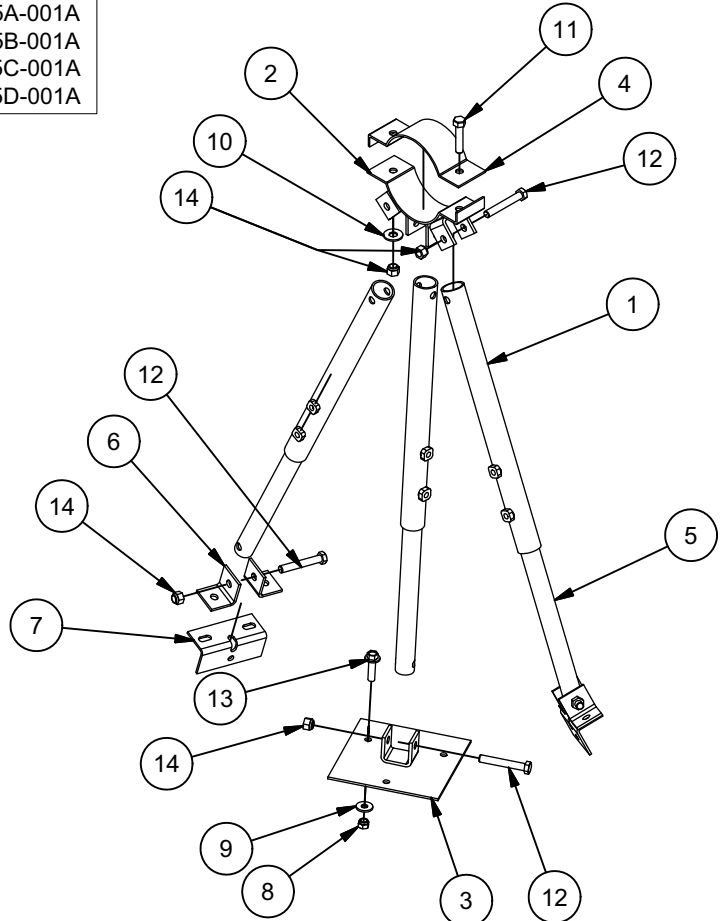
ITEM	QTY	NUMBER	DESCRIPTION
1	1	269-005W	4" 3-Earred Halfband
2	1	269-020P	Half Band, 4"
3	2	269-004W	15" Support Leg, Outside
4	2	269-022P	15" Support Leg, Inside
5	2	269-006W	Foot Support
	1	269-019A	Sack, Aux. Brace Leg
6	4	F-1015-30	3/8-16 x 2-1/2" Capscrew
7	6	F-1239	3/8 Locknut
8	1	F-1027-02	5/16-18 Bin Bolt
9	1	F-1005-02	5/16-18 Nyloc Nut
10	1	F-1009-02	5/16" Flat Washer
11	2	F-1015-28	3/8-16 x 1-3/4" Capscrew
12	2	F-1009-03	3/8" Flat Washer



TRIPOD ASSEMBLY NUMBER	LEG LENGTH	PART NUMBER		BIPOD ASSEMBLY NUMBER
		ITEM #1	ITEM #2	
276A-001A	15"	269-004W	269-022P	275A-001A
276B-001A	30"	237-034W	237-035P	275B-001A
276C-001A	45"	275C-002W	275C-004P	275C-001A
276D-001A	60"	275D-002W	275D-004P	275D-001A

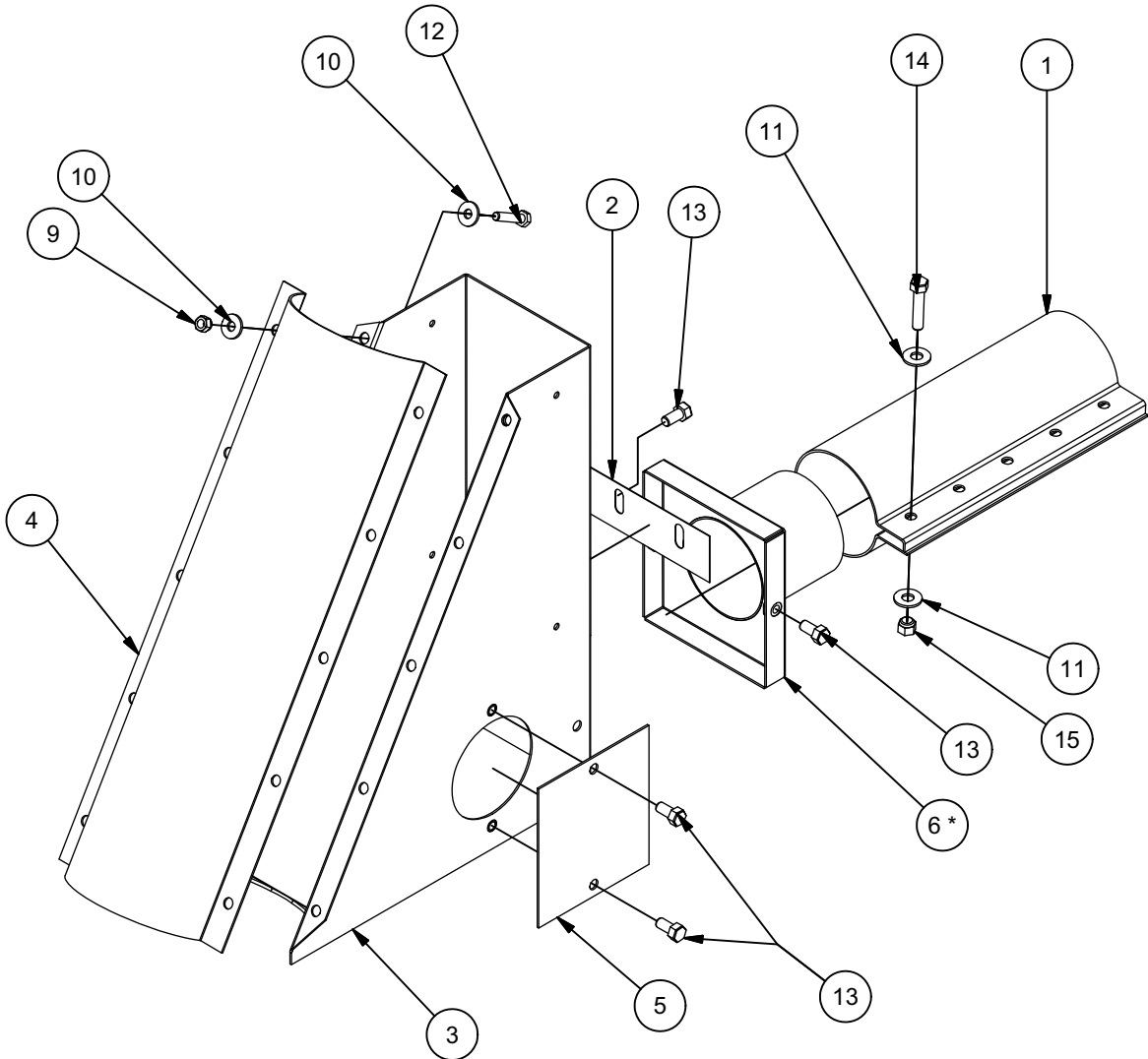
4" AUXILIARY TRIPOD ROOF BRACE (SEE CHART FOR ASSEMBLY NO.)

ITEM	QTY	NUMBER	DESCRIPTION
1	3	269-004W	15" Support Leg, Outside
2	1	269-005W	4" 3-Earred Halfband
3	1	269-006W	Foot Support
4	1	269-020P	Half Band, 4"
5	3	269-022P	15" Support Leg, Inside
6	4	269-024P	Ear, Support Angle
7	2	269-025P	Angle, Support Leg
	1	269-017A	Sack, Roof Brace
8	1	F-1005-02	5/16-18 Nyloc Nut
9	1	F-1009-02	5/16" Flat Washer
10	2	F-1009-03	3/8" Flat Washer
11	2	F-1015-28	3/8-16 x 1-3/4" Capscrew
12	6	F-1015-30	3/8-16 x 2-1/2" Capscrew
13	1	F-1027-02	5/16-18 Bin Bolt
14	8	F-1239	3/8 Locknut



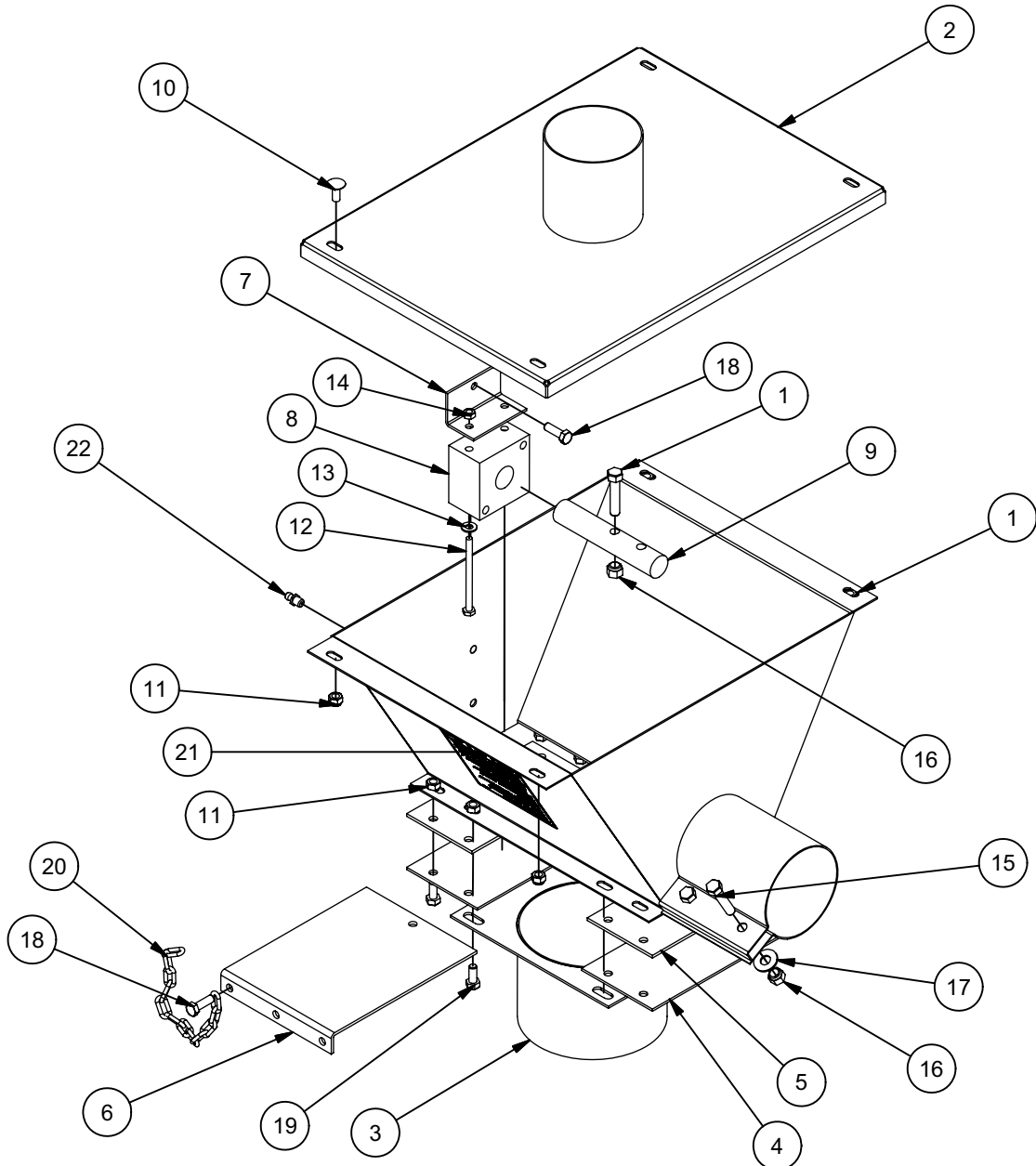
4" CONTINUOUS FLOW BOOT ASSEMBLY (423-013-001A)

ITEM	QTY	NUMBER	DESCRIPTION	ITEM	QTY	NUMBER	DESCRIPTION
1	1	269-033P	Sleeve, 4"	-	1	269-014A	Boot Sack, Cont. Flow
2	1	269-034P	Plate, Shield	9	10	F-1005-02	5/16-18 Nyloc Nut
3	1	273-027A	6" Base Unit w/Decals	10	20	F-1009-02	5/16" Flat Washer
4	1	269-039P	Half Band, 6" x 22 3/8"L	11	10	F-1009-03	3/8" Flat Washer
5	1	269-040P	Plate, Cover	12	10	F-1015-17	5/16-18 x 1-1/2" Capscrew
6*	1	269-046W	Tube Weldment	13	6	F-1015-23	3/8-16 x 3/4" Capscrew
*Tube Weldment, 4" (OLD STYLE) 269-009W				14	5	F-1015-28	3/8-16 x 1-3/4" Capscrew
				15	5	F-1239	3/8 Locknut



4" HOPPER ASSEMBLY (262A-001A)

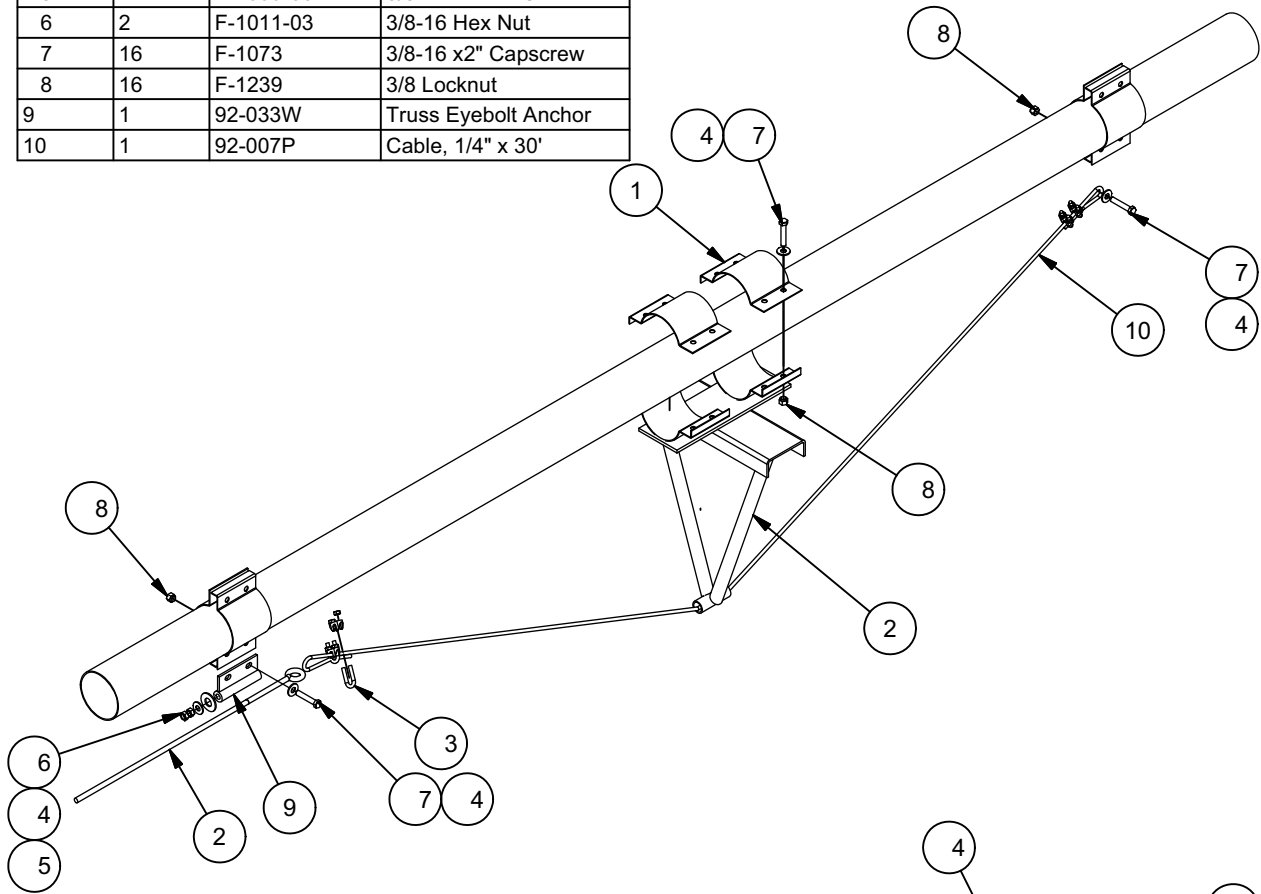
ITEM	QTY	NUMBER	DESCRIPTION	ITEM	QTY	NUMBER	DESCRIPTION
1	1	262-020A	Body, 4" Hopper w/Decals	1	1	262-002A	Sack, Hopper Hardware, 4 & 6"
2	1	262-003W	Top Weldment, 4" Hopper	10	4	F-1671	5/16-18 x 3/4" Carriage Bolt
3	1	262-006W	Downspout Weldment, 6"	11	14	F-1005-02	5/16-18 Nyloc Nut
	1	262-005A	4" Hopper Sack	12	2	F-1020-01	1/4-20 x 3-1/2" Capscrew
4	2	262-007P	Plate, Gate Guide	13	2	F-1009-01	1/4" Flat Washer
5	2	262-008P	Plate, Hopper Bottom	14	2	F-1005-01	1/4-20 lock Nut
6	1	262-009P	Gate, Hopper	15	3	F-1015-28	3/8-16 x 1-3/4" Capscrew
7	1	262-015P	Bracket, Angle	16	3	F-1239	3/8 Locknut
8	1	262-014P	Bearing, UHMW	17	2	F-1009-03	3/8" Flat Washer
9	1	262-017P	Stub Shaft, 5 1/2"L	18	2	F-1015-15	5/16-18 x 1" Capscrew
				19	8	F-1546	5/16-18 x 3/4" Capscrew
				20	1	222-031P	Chain, 13"L, 1/0
				21	2	P-10223	Decal, Warning Rot. Equip.
				22	1	H-1010-03	Grease Fitting, 1/8 NPT, Straight



4" TRUSS ASSEMBLY 4" ROOF BOOT ASSEMBLY

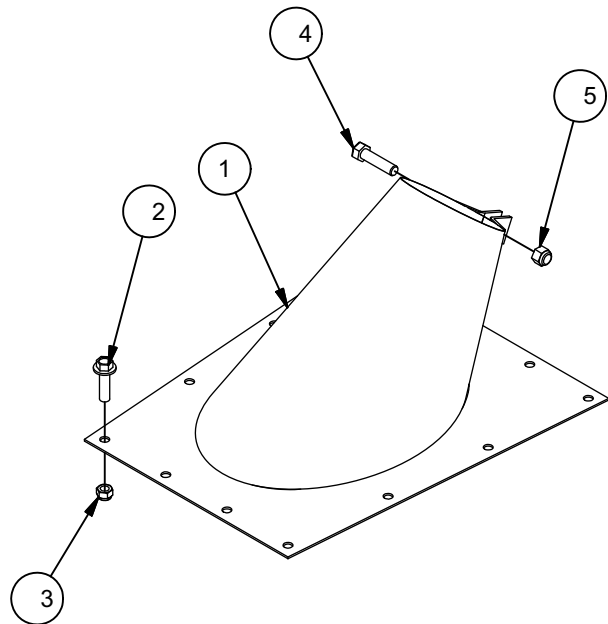
4" TRUSS ASSEMBLY (92A-001A)

ITEM	QTY	NUMBER	DESCRIPTION
1	6	264-010P	Halfband, 4"
2	1	92-009W	Eyebolt Wldt.
A	1	92-008A	Truss Sack
3	4	H-1383	Clamp, 1/4" Cable
4	19	F-1009-03	3/8" Flat Washer
5	1	F-1009-06	5/8" FLAT WASHER
6	2	F-1011-03	3/8-16 Hex Nut
7	16	F-1073	3/8-16 x2" Capscrew
8	16	F-1239	3/8 Locknut
9	1	92-033W	Truss Eyebolt Anchor
10	1	92-007P	Cable, 1/4" x 30'



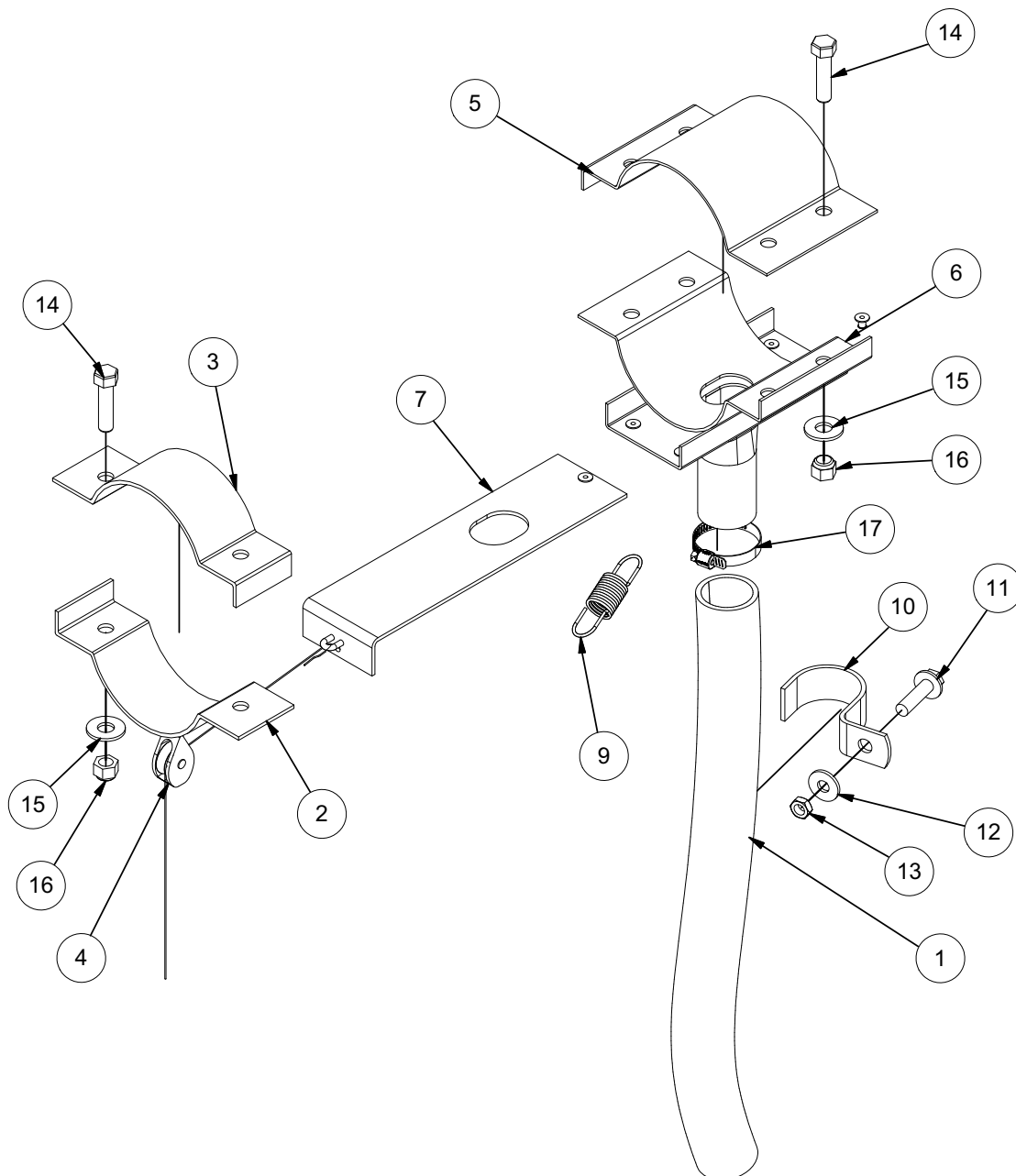
4" ROOF BOOT ASSEMBLY (423-014-001A)

ITEM	QTY	NUMBER	DESCRIPTION
1	1	269-008W	Plate Wldt., Roof
A	1	269-018A	Sack, Roof Plate
2	1	F-1027-02	5/16-18 Bin Bolt
3	1	F-1005-02	5/16-18 Nyloc Nut
4	1	F-1015-27	3/8-16 x 1-1/2" Capscrew
5	1	F-1239	3/8 Locknut



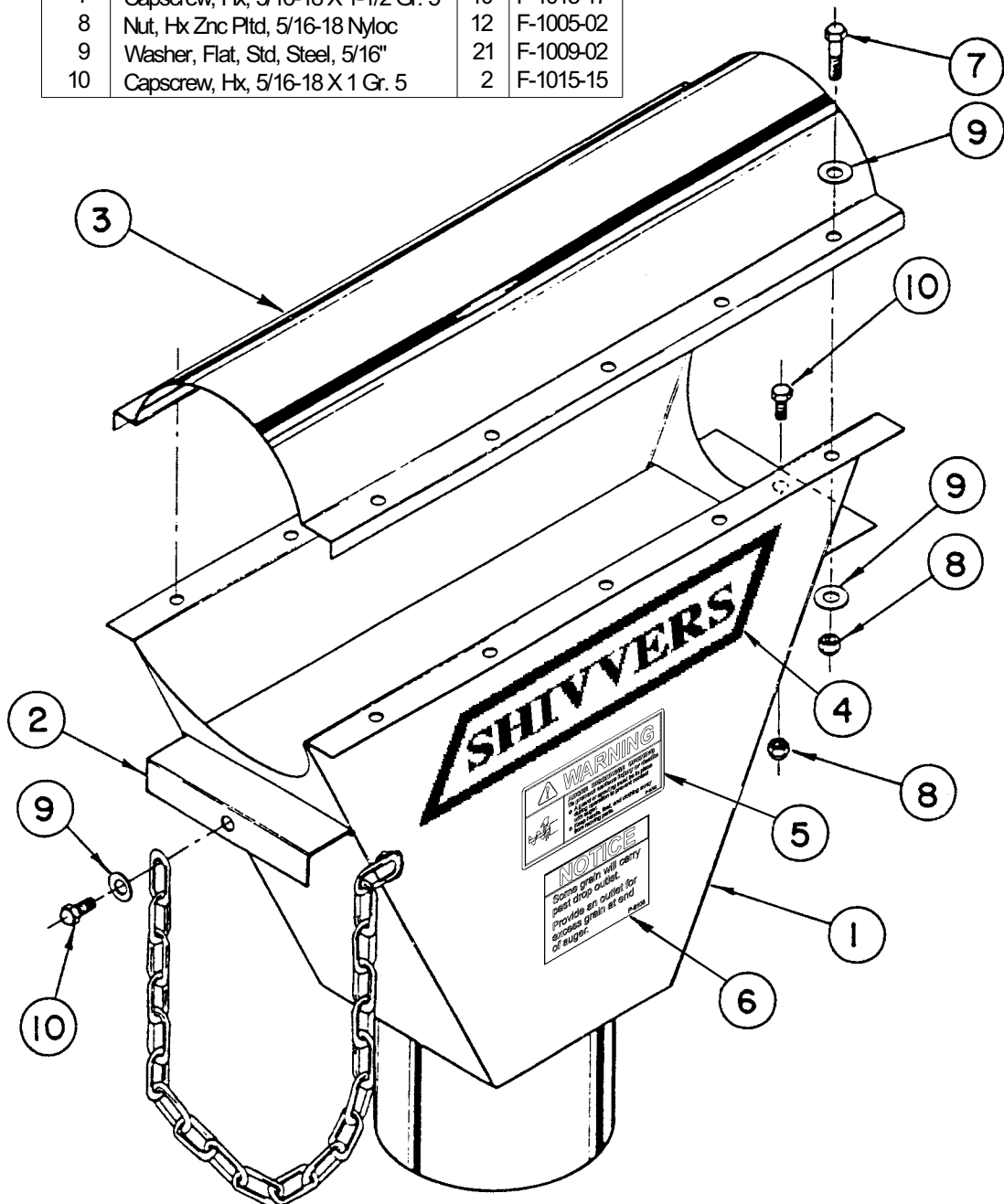
4" GRAIN SAMPLER VALVE (264A-001A)

ITEM	QTY	NUMBER	DESCRIPTION	ITEM	QTY	NUMBER	DESCRIPTION
1	1	266A-001A	PLASTIC PIPE, 20' NOT INCLUDED	B	1	264-011A	SACK, GRAIN SAMPLER
2	1	264-014W	HALF BAND ASSY, 2"W	10	4	F-9020-01	CLAMP, 1/2 CONDUIT STRAP
3	1	269-020P	HALF BAND, 4"	11	4	F-1027-02	5/16-18 BIN BOLT
4	1	264-013A	WIRE ROPE & CLAMPS, 25'	12	4	F-1009-02	5/16" FLAT WASHER
5	1	264-010P	HALF BAND, 4"	13	4	F-1011-02	5/16-18 NUT
A	1	264-002A	4" GRAIN SAMPLER VALVE ASSY	14	6	F-1015-27	3/8-16 X 1-1/2" CAPSCREW
6	1	264-003W	GRAIN SAMPLER VALVE WLDT, 4"	15	6	F-1009-03	3/8" FLAT WASHER
7	1	264-007W	SLIDE GATE WELDMNT	16	6	F-1239	LOCKNUT, 3/8-16
8	1	F-1057	POP RIVET, 3/16 X .25	17	1	F-9010-9	HOSE CLAMP
9	1	H-1319	FREE WHEEL SPRING				



4" DROP OUTLET (287A-001A)

ITEM	DESCRIPTION	QTY	PART NO.
1	Drop Outlet Assy, 4" w/Decals & Slide Gate	1	287-011A
2	Slide Gate	1	287-007P
3	Half Band	1	287-008P
4	Decal, Shivers, Large	2	P-8427
5	Decal, Warning, Auger Discharge	2	P-8792
6	Decal, Notice, Grain May Carry	2	P-8108
B	Sack, Drop Outlet Hdw	1	287-003A
7	Capscrew, Hx, 5/16-18 X 1-1/2 Gr. 5	10	F-1015-17
8	Nut, Hx Zinc Pltd, 5/16-18 Nyloc	12	F-1005-02
9	Washer, Flat, Std, Steel, 5/16"	21	F-1009-02
10	Capscrew, Hx, 5/16-18 X 1 Gr. 5	2	F-1015-15

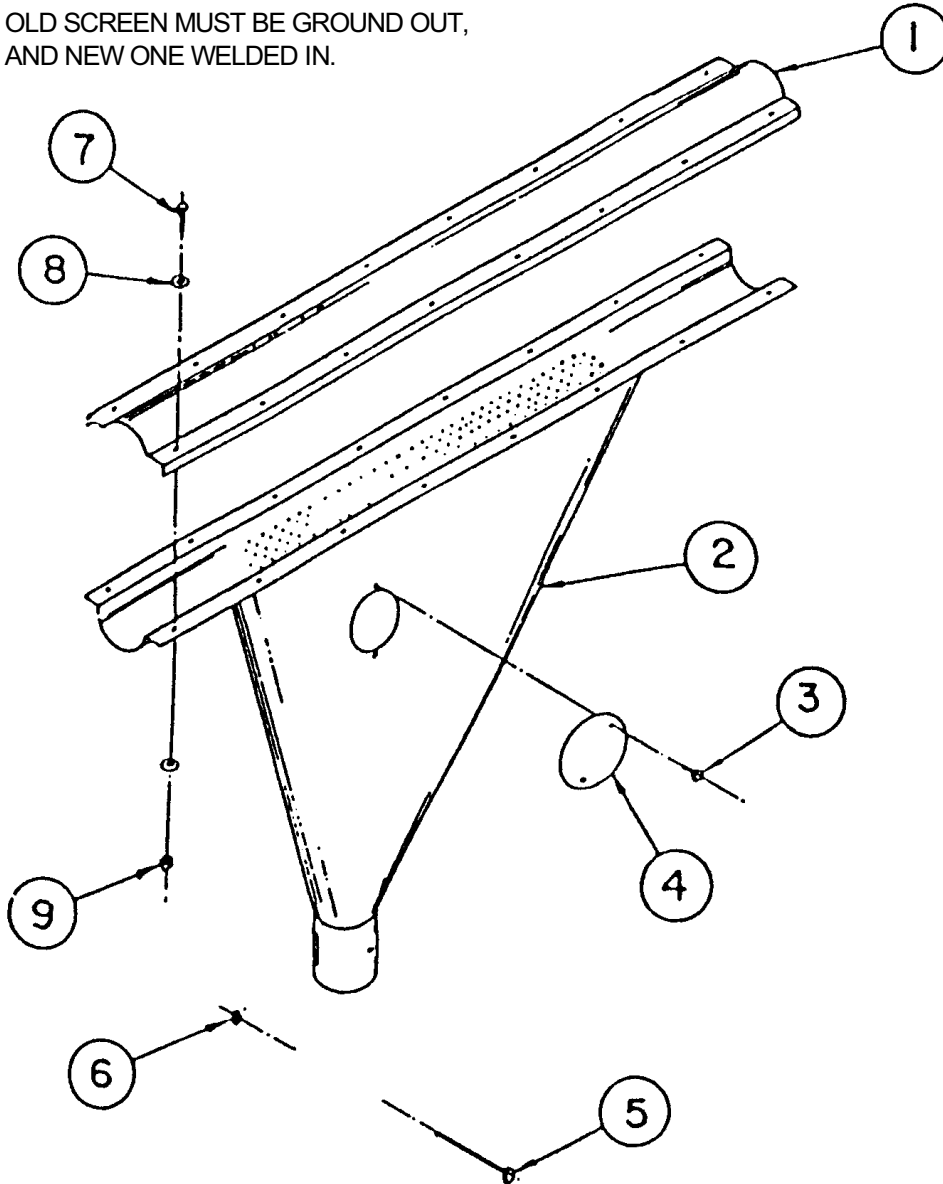


4" GRAIN CLEANER (280A-001A)

ITEM	DESCRIPTION	QTY	PART NO.
1	Half Band, 4"	1	280-005P
* 2	Hopper Wld, 4" Grain Cleaner	1	280-002W
3	Capscrew, Hx, 3/8-16 X 3/4 Gr. 5	2	F-1015-23
4	Plate, Cover	1	269-040P
5	Capscrew, Hx, 1/4-20 X 4-1/2 Gr. 5	1	F-1020-02
6	Nut, Hx Znc Pltd, 1/4-20 Nyloc	1	F-1005-01
A	Sack, 4" Grain Cleaner	1	280-003A
7	Capscrew, Hx, 3/8-16 X 1-1/2 Gr. 5	16	F-1015-27
8	Washer, Flat, Std, Steel, 3/8"	32	F-1009-03
9	Locknut, Hex 3/8-16 w/ Nyloc	16	F-1239

* 280-006P AVAILABLE REPLACEMENT SCREEN

NOTE: OLD SCREEN MUST BE GROUND OUT,
AND NEW ONE WELDED IN.



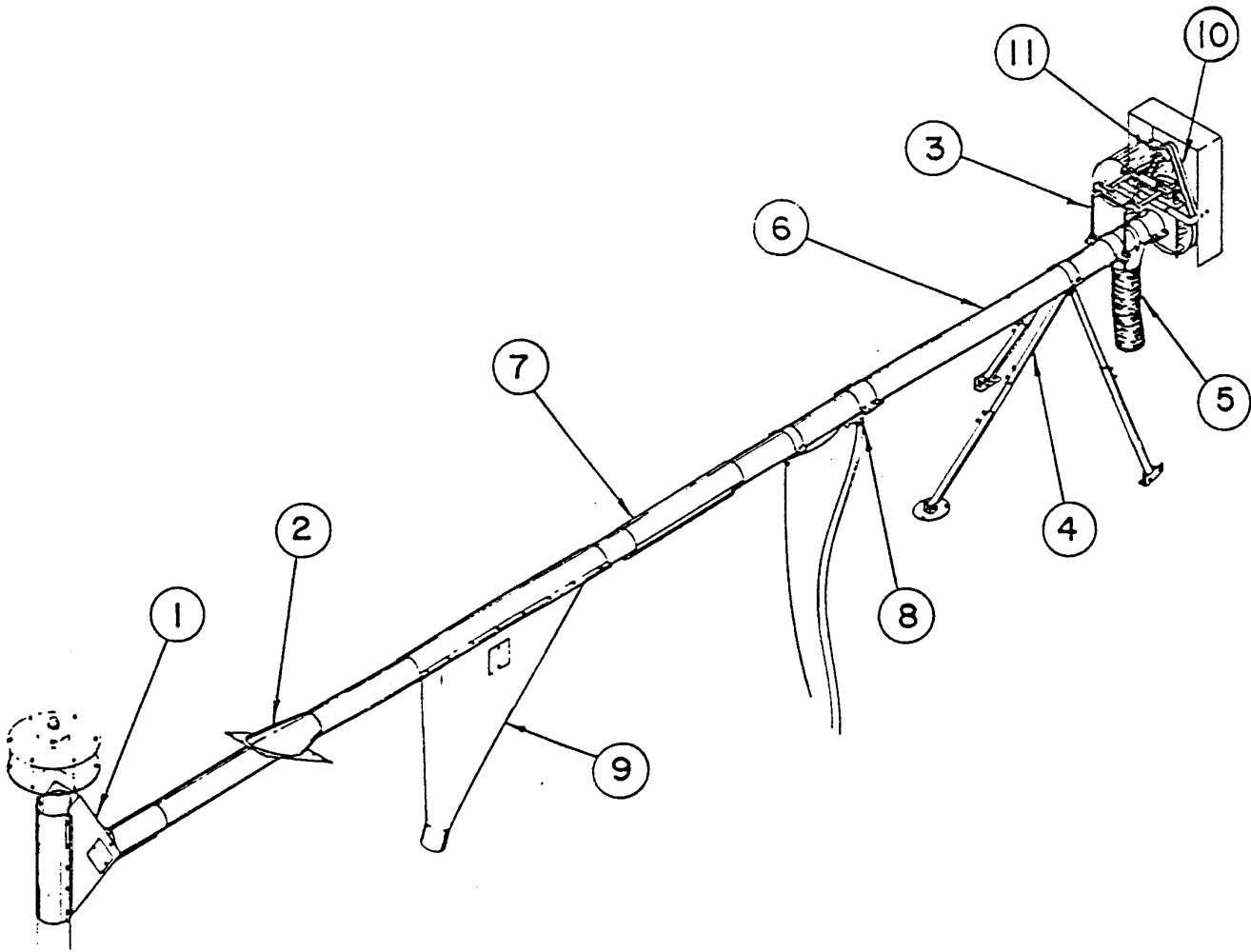
6" CONTINUOUS FLOW AND ACCESSORIES

ITEM	DESCRIPTION	QTY	PART NO.	BREAK DOWN PAGE #
1	Boot, 6" Cont. Flow PC	1	423-017-001A	27
2	Roof Plate, 6" 2 Piece	1	423-373-001A	32
3	Motor Mount Assy Complete, 6"	1	423-058-001A	21
4	Roof Braces	AR	See Break-Down	26
5	Downspout, 6" PC	1	See Break-Down	23-25
6	6" Basic Auger Assembly, 20'	1	271A-001A	16
7	Auger Extension, 6"	AR	See Break-Down	16-20
8	Grain Sampler Valve, 6"	1	265A-001A	34
9	6" Grain Cleaner Assy	1	3B-001A	37
10	V-Belt, BX54 w/ Kevlar *	2	D-3766	-
11	2 Groove, B Section, Motor Pulleys	1	See Break-Down	62

AR = AS REQUIRED

* NOT SOLD IN MATCHED SETS. ORDER QTY. OF BELTS NEEDED.

* SINCE 2005 (D-3766)



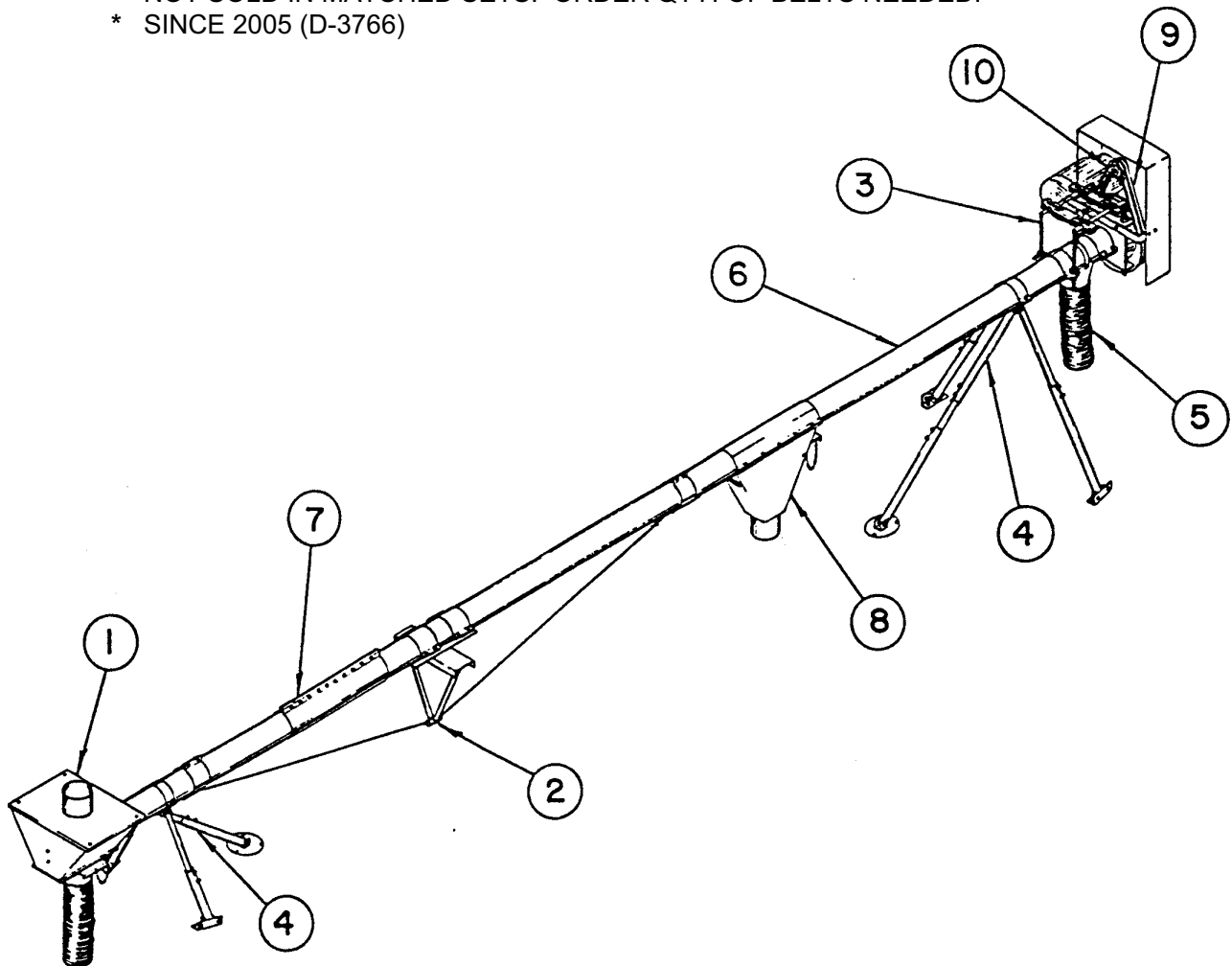
6" AUXILIARY TRANSFER AUGER AND ACCESSORIES

ITEM	DESCRIPTION	QTY	PART NO.	BREAK DOWN PAGE #
1	6" Hopper Assembly	1	See Break-Down	31-32
2	6" Truss Assembly	AR	92B-001A	33-34
3	Motor Mount Assy Complete	1	423-058-001A	21-23
4	Roof Braces	AR	See Break-Down	27
5	Downspout Assembly, 6"	1	See Break-Down	24-26
6	6" Basic Auger Assembly, 20'	1	See Break-Down	16
7	Auger Extension, 6"	AR	See Break-Down	16-20
8	6" Drop Outlet	1	288B-001A	36-37
9	V-Belt, BX54 w/ Kevlar *	2	D-3766	
10	2 Groove, B Section, Motor Pulleys	1	See Break-Down	62

AR = AS REQUIRED

* NOT SOLD IN MATCHED SETS. ORDER QTY. OF BELTS NEEDED.

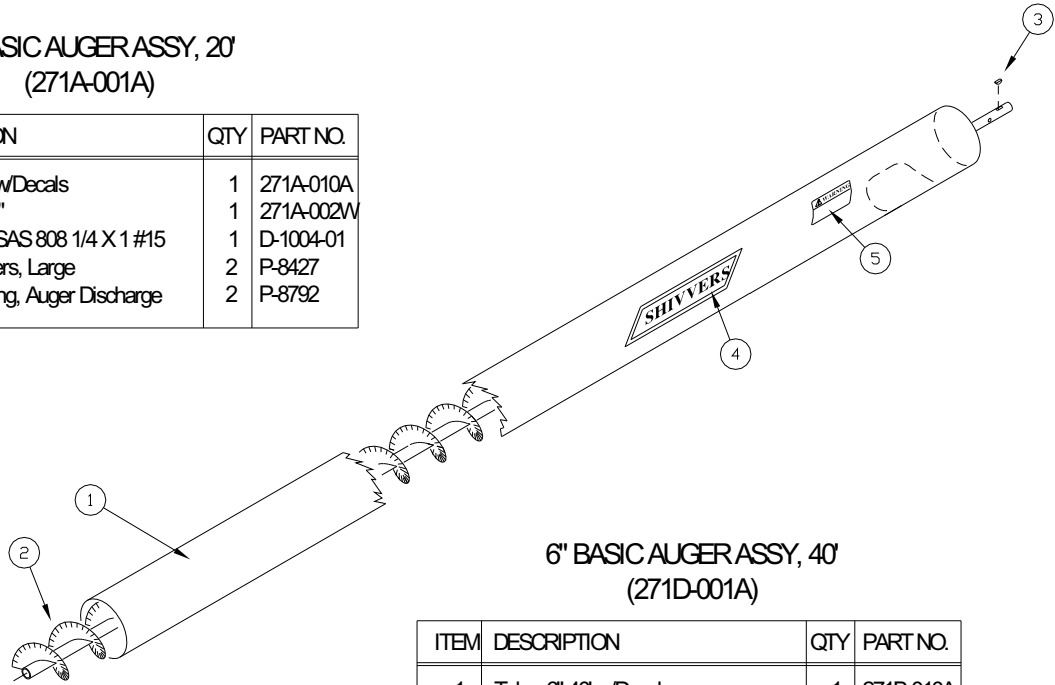
* SINCE 2005 (D-3766)



6" AUGERS

6" BASIC AUGER ASSY, 20' (271A-001A)

ITEM	DESCRIPTION	QTY	PART NO.
1	Tube, 6" 20' w/Decals	1	271A-010A
2	Auger Wld, 6"	1	271A-002W
3	Key, Wdrf. USAS 808 1/4 X 1 #15	1	D-1004-01
4	Decal, Shivers, Large	2	P-8427
5	Decal, Warning, Auger Discharge	2	P-8792



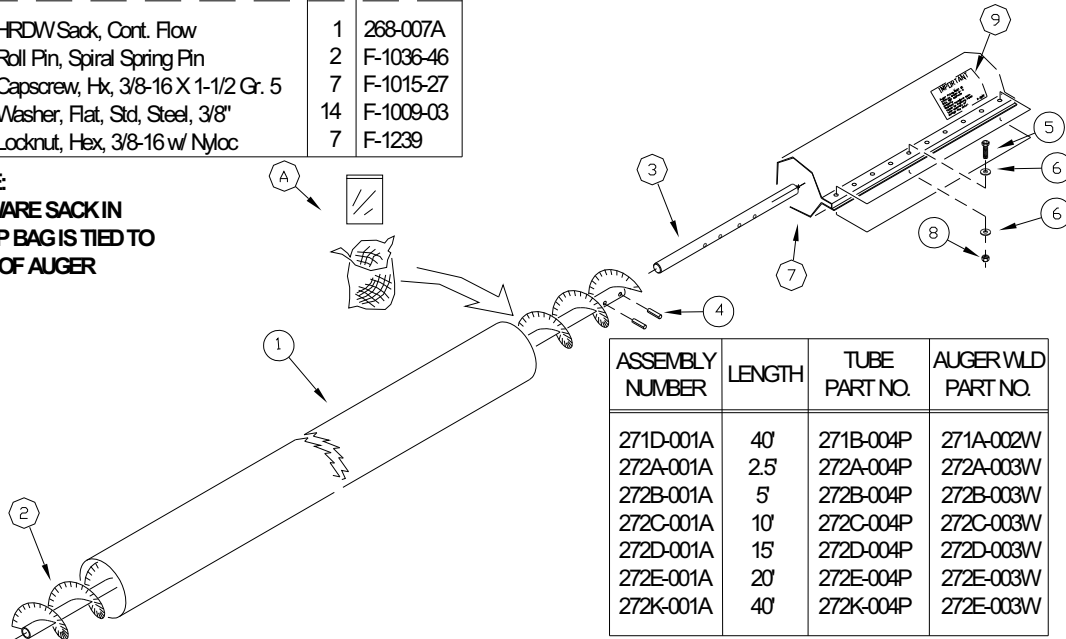
6" BASIC AUGER ASSY, 40' (271D-001A)

ITEM	DESCRIPTION	QTY	PART NO.
1	Tube, 6" 40' w/Decals	1	271B-010A
2	Auger Wld, 6"	1	271A-002W
	Auger Extension, 6" x 20"	1	272E-003W
	Shaft, Connector	1	272-002P
	Roll Pin, Spiral Spring	4	F-1036-46
3	Key, Wdrf. USAS 808 1/4 X 1 #15	1	D-1004-01
4	Decal, Shivers, Large	2	P-8427
5	Decal, Warning, Auger Discharge	2	P-8792

6" AUGER EXTENSIONS (SEE CHART FOR ASSY NO.)

ITEM	DESCRIPTION	QTY	PART NO.
1	Tube, 6"	1	See Chart
2	Auger Wld, 4" Ext	1	See Chart
3	Shaft, Connector, 18" Long	1	272-002P
4	Roll Pin, Spiral Spring Pin	2	F-1036-46
5	Capscrew, Hx, 3/8-16 X 1-1/2 Gr. 5	3	F-1015-27
6	Washer, Flat, Std, Steel, 3/8"	6	F-1009-03
7	6" Sleeve	1	272-005P
8	Locknut, Hex, 3/8-16 w/ Nyloc	3	F-1239
9	Decal, Important, Auger Fltng	1	P-7247
A	HRDW Sack, Cont. Flow	1	268-007A
(4)	Roll Pin, Spiral Spring Pin	2	F-1036-46
(5)	Capscrew, Hx, 3/8-16 X 1-1/2 Gr. 5	7	F-1015-27
(6)	Washer, Flat, Std, Steel, 3/8"	14	F-1009-03
(8)	Locknut, Hex, 3/8-16 w/ Nyloc	7	F-1239

NOTICE
HARDWARE SACK IN
BURLAP BAG IS TIED TO
INSIDE OF AUGER

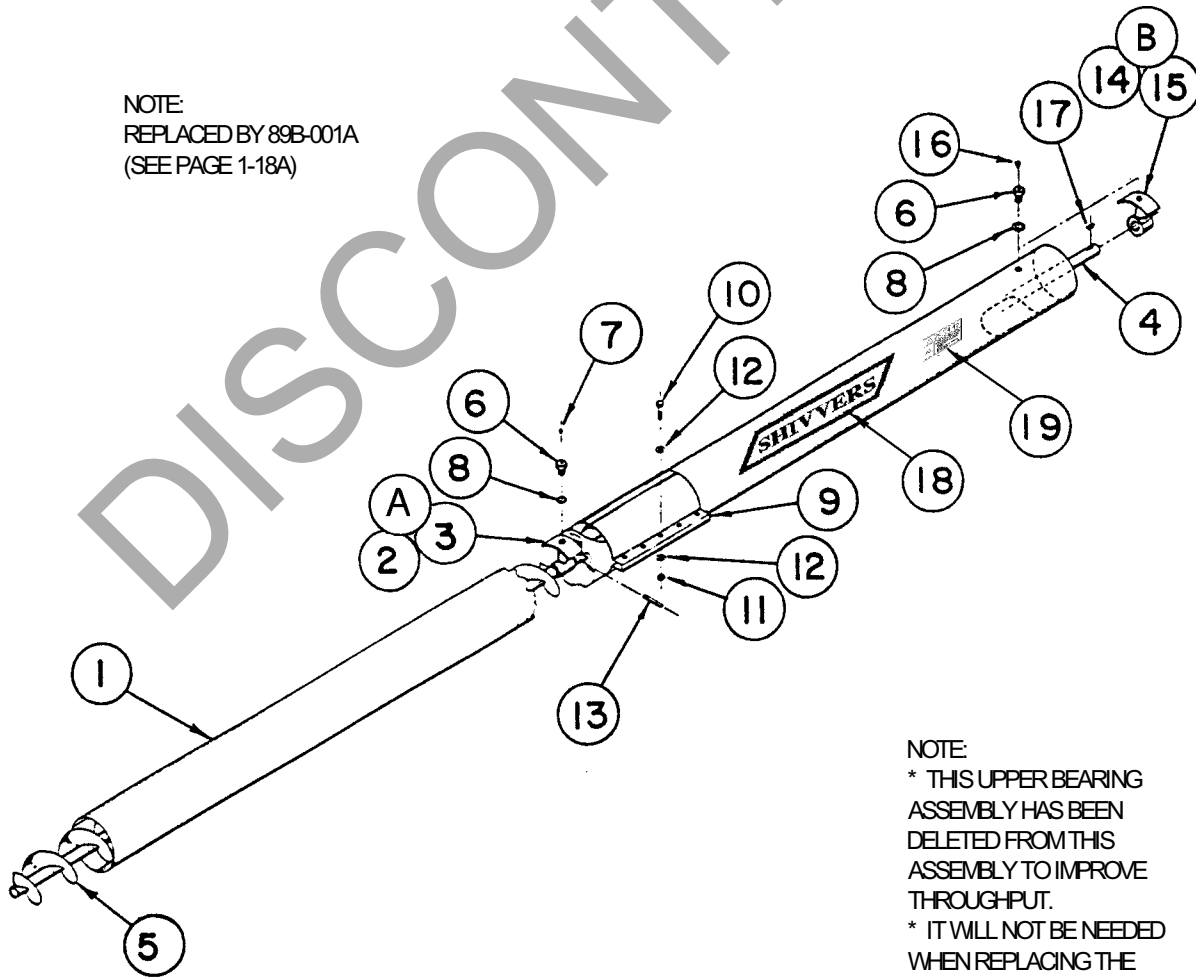


ASSEMBLY NUMBER	LENGTH	TUBE PART NO.	AUGER WLD PART NO.
271D-001A	40'	271B-004P	271A-002W
272A-001A	2.5'	272A-004P	272A-003W
272B-001A	5'	272B-004P	272B-003W
272C-001A	10'	272C-004P	272C-003W
272D-001A	15'	272D-004P	272D-003W
272E-001A	20'	272E-004P	272E-003W
272K-001A	40'	272K-004P	272E-003W

6" BASIC, 20' HANGER BEARING AUGER (89-001A)

ITEM	DESCRIPTION	QTY	PART NO.	ITEM	DESCRIPTION	QTY	PART NO.
1	Holed Tube w/Decals	1	89-022A	11	Locknut, Hex, 3/8-16 w/ Nyloc	5	F-239
A	Bearing Assembly	1	89-003A	12	Washer, Flat, Std, Steel, 3/8"	10	F-1009-03
2	Bearing Mount Wld	1	89-004W	13	Roll Pin, Spiral Spring End	1	F-1036-46
3	Bushing, Bronze 1.005 ID 1.1855 OD	1	D-2001-01	B	Bearing Assy DISCONTINUED	1	89-015A
4	Basic Flite Wld	1	89-006W	14	6" Aug. Bearing Wld DISCONTINUED	1	85-014W
5	10' Flite Wld	1	89-010W	15	Bronze Bearing DISCONTINUED	1	D-3208
6	Bolt with Hole	1	84-020P	16	Fitting, Grease 1/8" DISCONTINUED	1	H-1373
7	Fitting, Grease, 1/4-28, Self Tap	1	H-1056	17	Roll Pin, Std, U.S. S 808 1/4 X 1 #15	1	D-1004-01
8	Lockwasher, Star Inside 3/4"	1	F-1221	18	Decal, Shivers, Large	2	P-8427
9	Sleeve	1	217-059P	19	Decal, Warning, Auger Discharge	2	P-8792
10	Capscrew, Hx, 3/8-16 X 1-3/4 Gr. 5	5	F-1015-28				

NOTE:
REPLACED BY 89B-001A
(SEE PAGE 1-18A)



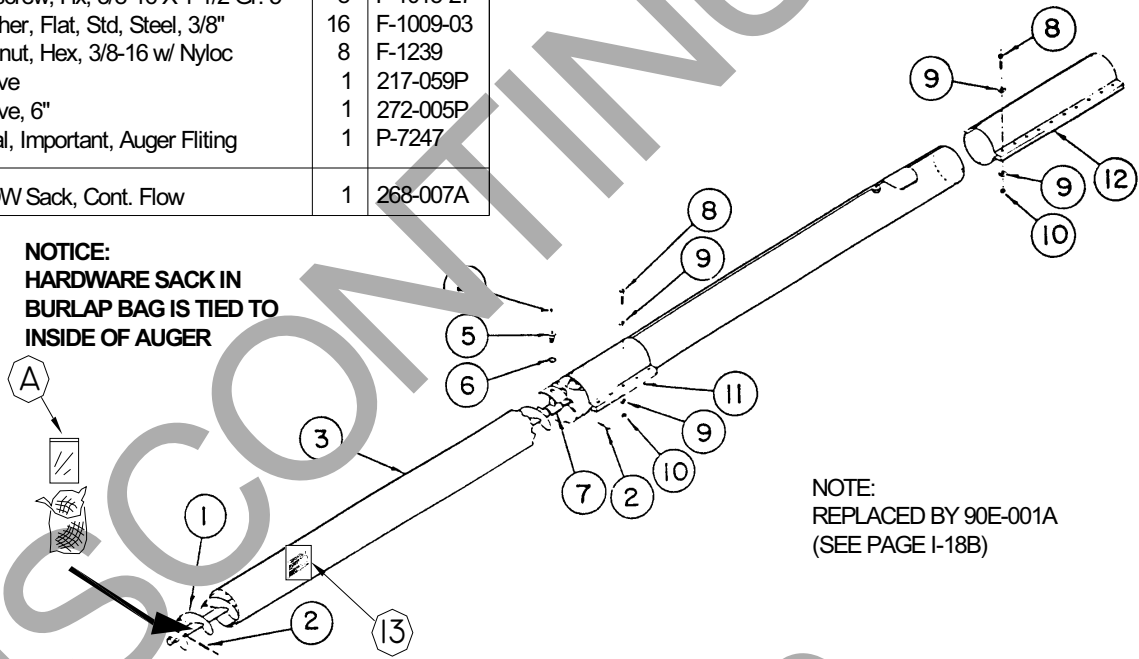
NOTE:
* THIS UPPER BEARING ASSEMBLY HAS BEEN DELETED FROM THIS ASSEMBLY TO IMPROVE THROUGHPUT.
* IT WILL NOT BE NEEDED WHEN REPLACING THE BASIC FLITE WELDMENTS.
* IT WILL NO LONGER BE AVAILABLE.

6" HANGER BEARING AUGER EXTENSIONS

20' HANGER BEARING AUGER EXTENSION (90C-001A)

ITEM	DESCRIPTION	QTY	PART NO.	ITEM	DESCRIPTION	QTY	PART NO.
1	Flite Wld, 10'	2	89-010W	(2)	Roll Pin, Spiral Spring Pin	2	F-1036-46
2	Roll Pin, Spiral Spring Pin	2	F-1036-46	(8)	Capscrew, Hx, 3/8-16 X 1-1/2 Gr. 5	7	F-1015-27
3	6" Tube, 20' Length	1	90C-002P	(9)	Washer, Flat, Std, Steel, 3/8"	14	F-1009-03
4	Fitting, Grease, 1/4-28 Self Tap	2	H-1056	(10)	Locknut, Hex, 3/8-16 w/ Nyloc	7	F-1239
5	Bolt with Hole	2	84-020P				
6	Lockwasher, Star Inside 3/4"	2	F-1221				
7	Bearing Assembly	2	89-003A				
8	Capscrew, Hx, 3/8-16 X 1-1/2 Gr. 5	8	F-1015-27				
9	Washer, Flat, Std, Steel, 3/8"	16	F-1009-03				
10	Locknut, Hex, 3/8-16 w/ Nyloc	8	F-1239				
11	Sleeve	1	217-059P				
12	Sleeve, 6"	1	272-005P				
13	Decal, Important, Auger Fliting	1	P-7247				
A	HRDW Sack, Cont. Flow	1	268-007A				

NOTICE:
HARDWARE SACK IN
BURLAP BAG IS TIED TO
INSIDE OF AUGER

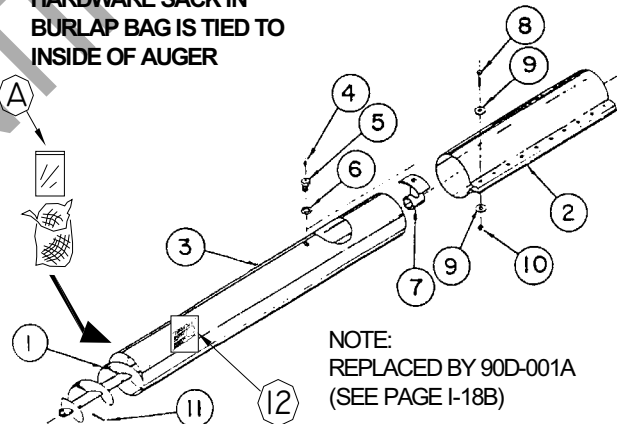


NOTE:
REPLACED BY 90E-001A
(SEE PAGE I-18B)

10' HANGER BEARING AUGER EXTENSION (90B-001A)

ITEM	DESCRIPTION	QTY	PART NO.
1	Flite Wld, 10'	1	89-010W
2	Sleeve, 6"	1	272-005P
3	6" Tube	1	90B-002P
4	Fitting, Grease, 1/4-28 Self Tap	1	H-1056
5	Bolt with Hole	1	84-020P
6	Lockwasher, Star Inside 3/4"	1	F-1221
7	Bearing Assembly	1	89-003A
8	Capscrew, Hx, 3/8-16 X 1-1/2 Gr. 5	3	F-1015-27
9	Washer, Flat, Std, Steel, 3/8"	6	F-1009-03
10	Locknut, Hex, 3/8-16 w/ Nyloc	3	F-1239
12	Decal, Important, Auger Fliting	1	D-7247
A	HRDW Sack, Cont. Flow	1	268-007A
(8)	Capscrew, Hx, 3/8-16 X 1-1/2 Gr. 5	7	F-1015-27
(9)	Washer, Flat, Std, Steel, 3/8"	14	F-1009-03
(10)	Locknut, Hex, 3/8-16 w/ Nyloc	7	F-1239
(11)	Roll Pin, Spiral Spring Pin	2	F-1036-46

NOTICE:
HARDWARE SACK IN
BURLAP BAG IS TIED TO
INSIDE OF AUGER

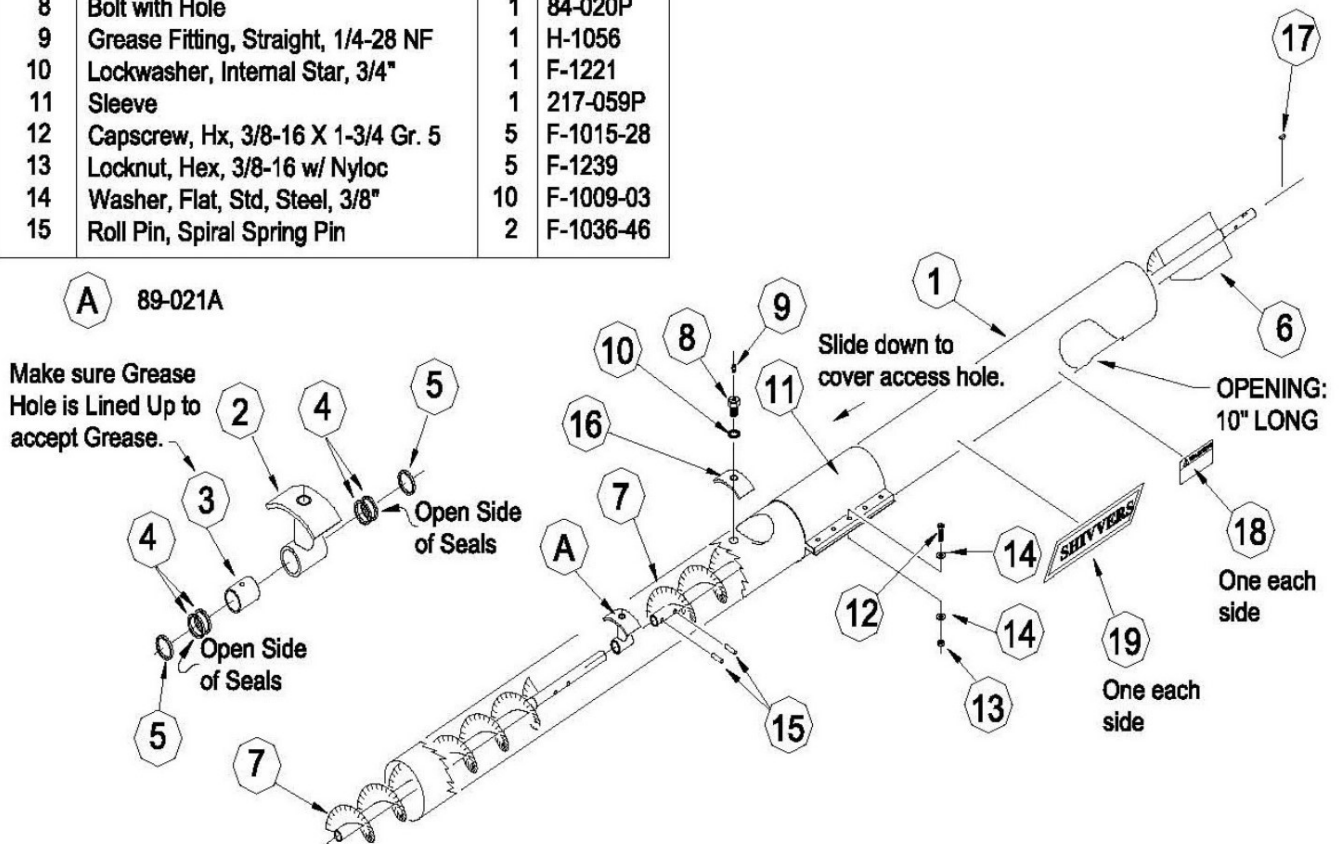


NOTE:
REPLACED BY 90D-001A
(SEE PAGE I-18B)

6" BASIC AUGER ASSY w/ SEALED HANGER BEARING

CFTA BASIC AUGER ASSEMBLY: 20 FT (89B-001A)

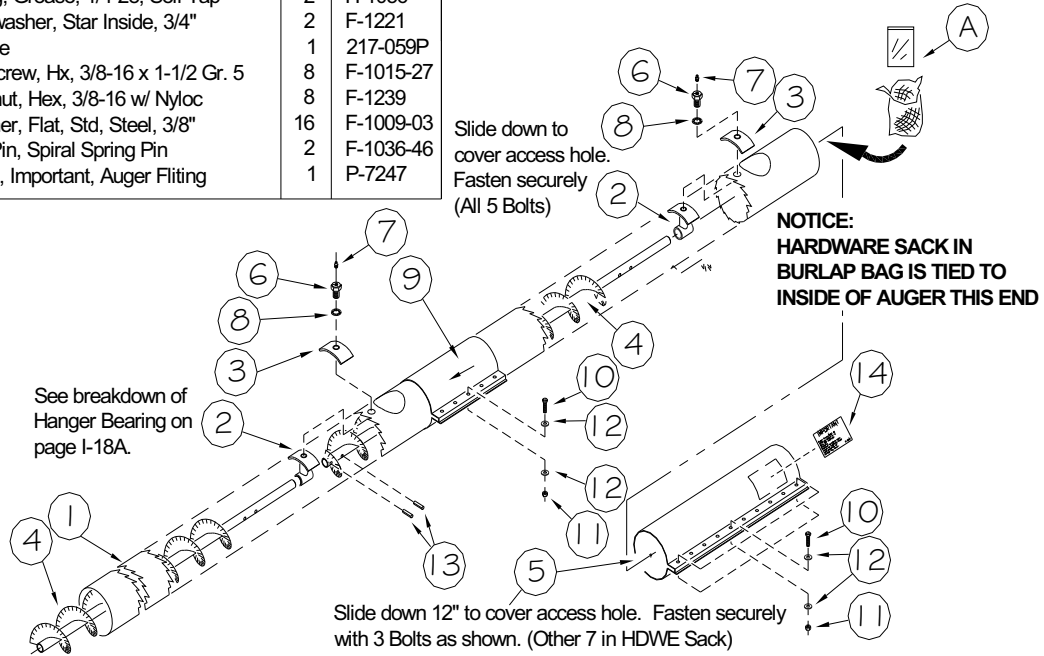
ITEM	DESCRIPTION	QTY	PART NO.	ITEM	DESCRIPTION	QTY	PART NO.
1	Holed Tube w/ith 13/16" Hngr Brg Hole	1	89-022A	16	Top Curved Plate	1	89-025P
A	Bearing Assembly	1	89-021A	17	Key, Wdrf, USAS 808, 1/4 x 1	1	D-1004-01
2	Bearing Mount Weldment	-	89-022W	18	Decal, "WARNING...Auger Discharge"	2	P-8792
3	Bushing, Bronze, 1.005 ID X 1.250 OD	-	89-026P	19	Decal, "SHIVERS" Large	2	P-8427
4	Oil Seal, 1" ID X 1.25" OD X .125" W	-	D-7001-01				
5	Shield Ring, Bronze	-	89-027P				
6	Basic Flite Weldment	1	89-006W				
7	10' Flite Weldment	1	89-010W				
8	Bolt with Hole	1	84-020P				
9	Grease Fitting, Straight, 1/4-28 NF	1	H-1056				
10	Lockwasher, Internal Star, 3/4"	1	F-1221				
11	Sleeve	1	217-059P				
12	Capscrew, Hx, 3/8-16 X 1-3/4 Gr. 5	5	F-1015-28				
13	Locknut, Hex, 3/8-16 w/ Nyloc	5	F-1239				
14	Washer, Flat, Std, Steel, 3/8"	10	F-1009-03				
15	Roll Pin, Spiral Spring Pin	2	F-1036-46				



6" EXTENSION AUGER ASSY w/ SEALED HANGER BEARING

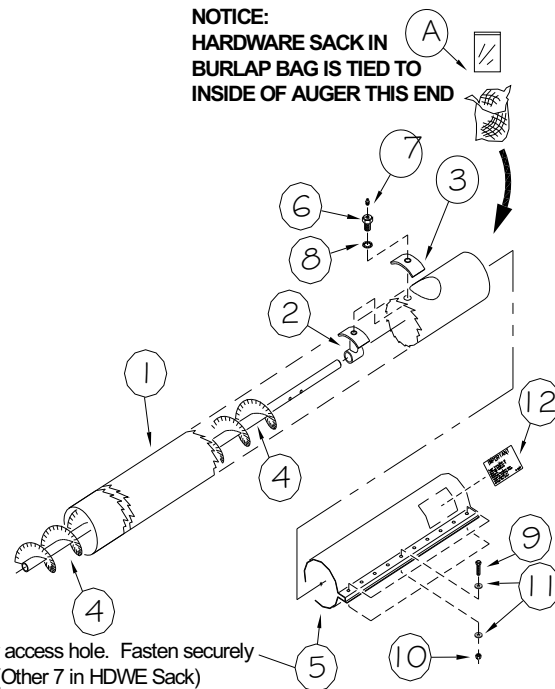
CFTA EXTENSION ASSY, 20 FT (90E-001A)

ITEM	DESCRIPTION	QTY	PART NO.	ITEM	DESCRIPTION	QTY	PART NO.
1	6" Tube, 20' Long	1	90C-002P	A	Hrdw Sack, Cont. Flow Auger Ex.	1	268-007A
2	CFTA 6" Hanger Brg Assy Sealed	2	89-021A	(12)	Washer, Flat, Std, Steel, 3/8"	(14)	F-1009-03
3	CFTA, 6" Top Curved Plate	2	89-025P	(10)	Capscrew, Hx, 3/8-16 x 1-1/2 Gr. 5	(7)	F-1015-27
4	Flite Weldment, 10'	2	89-010W	(13)	Roll Pin, Spiral Spring Pin	(2)	F-1036-46
5	Sleeve, 6"	1	272-005P	(11)	Locknut, Hex, 3/8-16 w/ Nyloc	(7)	F-1239
6	Bolt with Hole	2	84-020P				
7	Fitting, Grease, 1/4-28, Self Tap	2	H-1056				
8	Lockwasher, Star Inside, 3/4"	2	F-1221				
9	Sleeve	1	217-059P				
10	Capscrew, Hx, 3/8-16 x 1-1/2 Gr. 5	8	F-1015-27				
11	Locknut, Hex, 3/8-16 w/ Nyloc	8	F-1239				
12	Washer, Flat, Std, Steel, 3/8"	16	F-1009-03				
13	Roll Pin, Spiral Spring Pin	2	F-1036-46				
14	Decal, Important, Auger Fliting	1	P-7247				



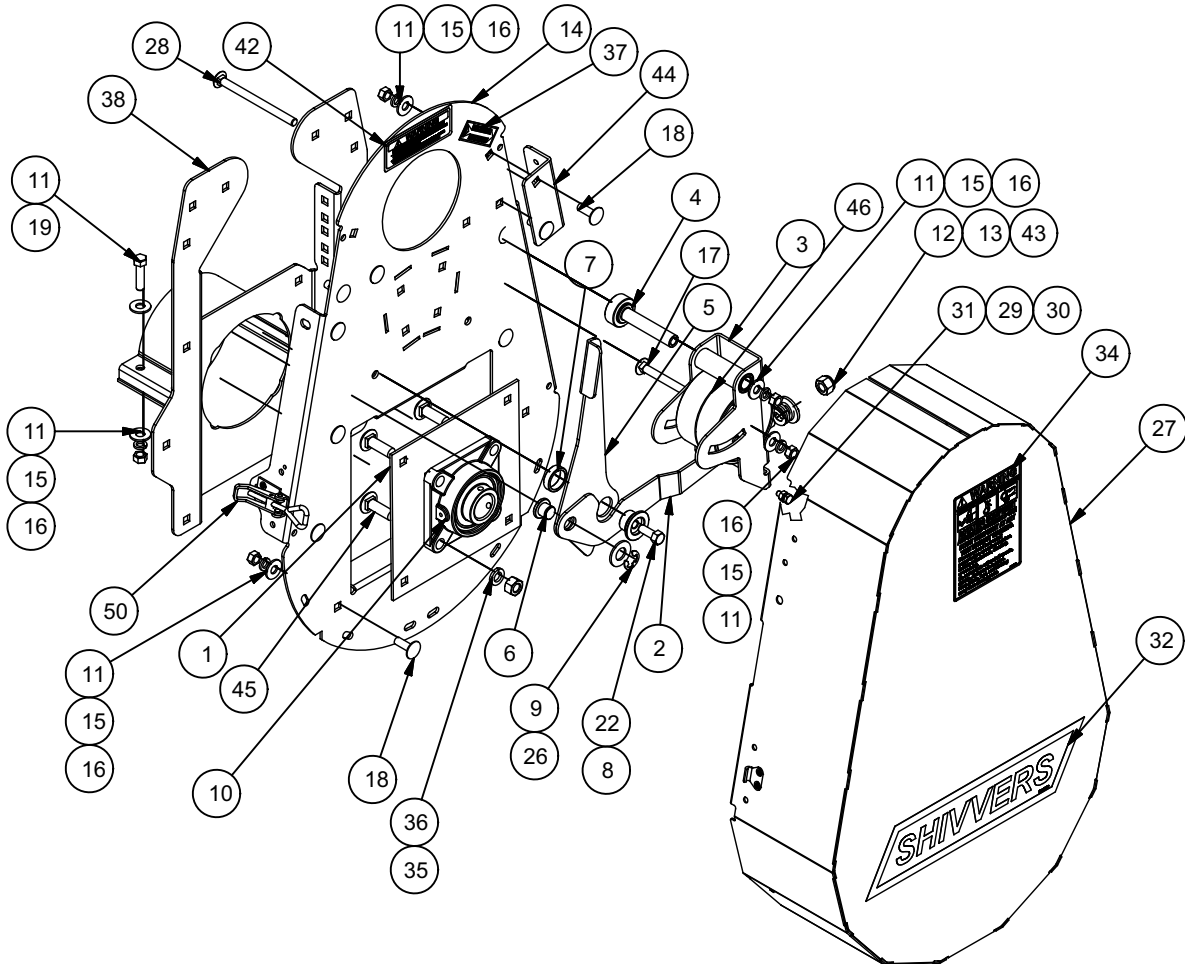
CFTA EXTENSION ASSY, 10 FT (90D-001A)

ITEM	DESCRIPTION	QTY	PART NO.
1	6" Tube, 10' Long	1	90B-002P
2	CFTA 6" Hanger Brg Assy Sealed	1	89-021A
3	CFTA, 6" Top Curved Plate	1	89-025P
4	Flite Weldment, 10'	1	89-010W
5	Sleeve, 6"	1	272-005P
6	Bolt with Hole	1	84-020P
7	Fitting, Grease, 1/4-28, Self Tap	1	H-1056
8	Lockwasher, Star Inside, 3/4"	1	F-1221
9	Capscrew, Hx, 3/8-16 x 1-1/2 Gr. 5	3	F-1015-27
10	Locknut, Hex, 3/8-16 w/ Nyloc	3	F-1239
11	Washer, Flat, Std, Steel, 3/8"	6	F-1009-03
12	Decal, Important, Auger Fliting	1	P-7247
A	Hrdw Sack, Cont. Flow Auger Ex.	1	268-007A
(11)	Washer, Flat, Std, Steel, 3/8"	(14)	F-1009-03
(9)	Capscrew, Hx, 3/8-16 x 1-1/2 Gr. 5	(7)	F-1015-27
-	Roll Pin, Spiral Spring Pin	(2)	F-1036-46
(10)	Locknut, Hex, 3/8-16 w/ Nyloc	(7)	F-1239

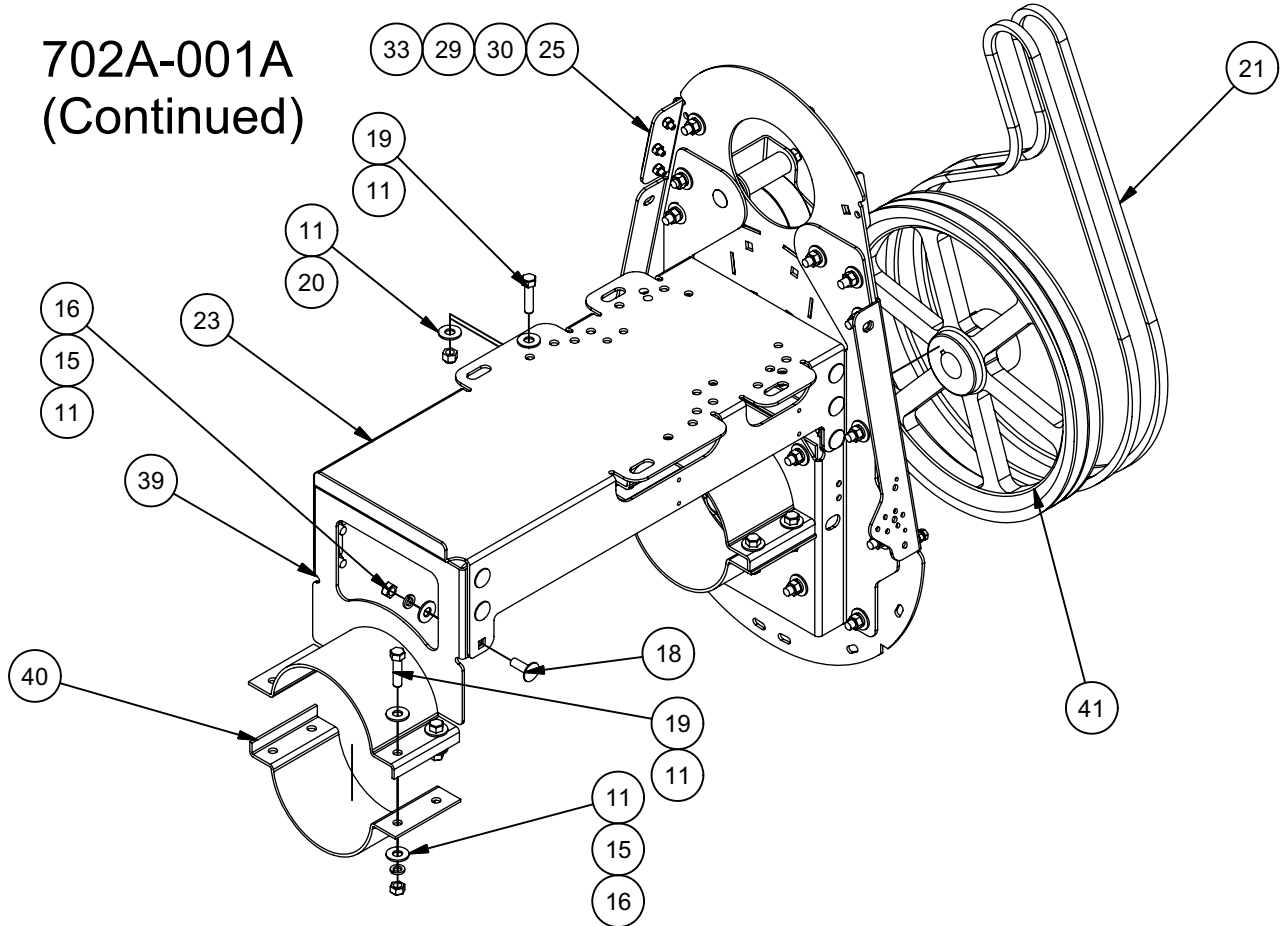


6" QUICK RELEASE POWERHEAD 702A-001A

ITEM	NUMBER	DESCRIPTION	ITEM	NUMBER	DESCRIPTION
1	702-012P	Bearing Mount Plate,	25	H-2712	Hinge, 3.5 x 3.5-Not Shown
2	702-016W	QRPH: Tensioning Linkage	26	F-1940	Washer, Flat, 5/8
3	702-021W	QRPH: Idler Arm Wldt.	27	702-059W	QRPH: Belt Shield Bod
4	702-024P	QRPH: Idler Arm Pintle	28	F-2107	3/8-16 x 5" Carriage Bolt
5	702-029P	QRPH: Tension Arm	29	F-1019-01	1/4" Lockwasher
6	702-033P	QRPH: Tension Arm Pin	30	F-1011-01	1/4-20 Plain Nut
7	702-034P	QRPH: Pivot Bushing	31	F-1015-02	1/4-20 x 5/8" Capscrew
8	702-035P	QRPH: Tensioning Arm Pivot	32	P-8427	Decal, SHIVERS
9	F-1595	E-Ring	33	F-2109	Screw, 1/4-20 x 3/4", Flat Head
10	D-2002-02	Bearing Flange 1-1/4 Bore	34	P-10223	Decal, Warning Rot. Equip.
11	F-1009-03	3/8" Flat Washer	35	F-1011-05	Hex Nut, 1/2-13
12	F-1378	1/2" Ny-Loc Nut	36	F-1464	1/2" Lockwasher
13	F-1009-05	1/2" Flat Washer	37	P-12849	Decal, Rotation
14	423-417-001A	QRPH: Back Plate	38	702-013W	Frame Channel, 6"
15	F-1019-03	3/8" Lockwasher	39	702-031W	QRPH Rear Frame , 6"
16	F-1011-03	3/8-16 Hex Nut	40	201Z-023P	6" Half Band
17	F-2094	Carriage Bolt, 3/8-16 x 4"	41	335-002A	Pulley, 15" 2-Groove w/Setscrews
18	F-1274	3/8-16 X 1" Carriage Bolt	42	P-10935	Decal, WARNING
19	F-1015-27	3/8-16 x 1-1/2" Capscrew	43	H-2702	Die Spring, 1"OD x 1/2"ID x 1"L
20	F-1239	3/8 Locknut	44	702-142P	Hinge Bracket
21	D-3862	V-Belt, Cogged, BX61 Polycord	45	F-1965	1/2-13 X 1 1/2" Carriage Bolt
22	F-1394	3/8-16 x 1" Capscrew	46	702-147A	Flat Idler Pulley/Bearing Assy.
23	702-025P	QRPH: Motor Mount Bracket	50	H-2412	DOOR LATCH KIT

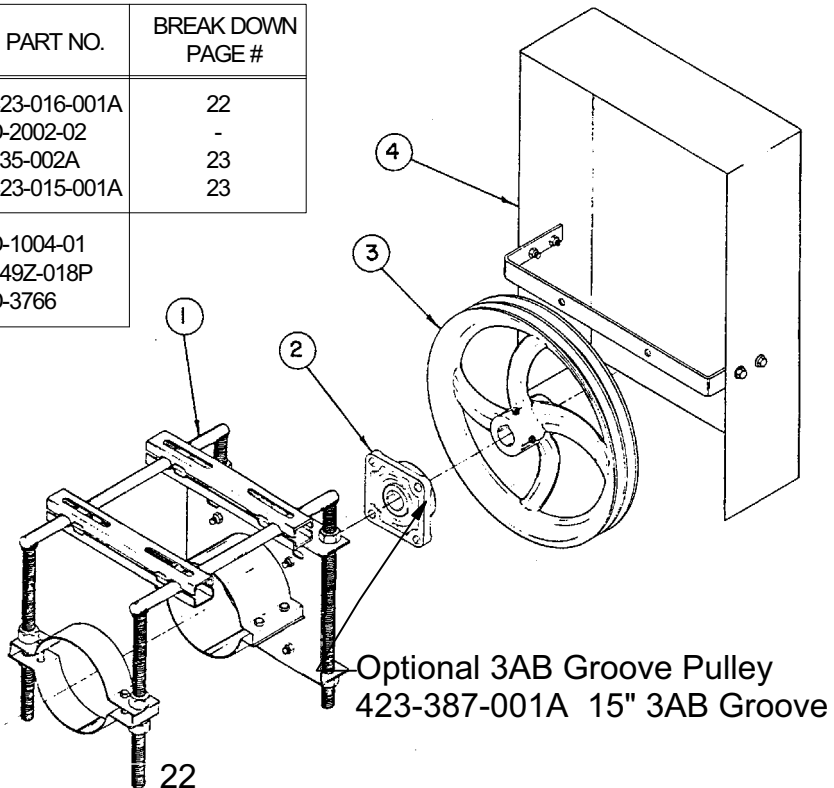


702A-001A
(Continued)



**6" MOTOR MOUNT
ASSEMBLY COMPLETE
(423-058-001A)**

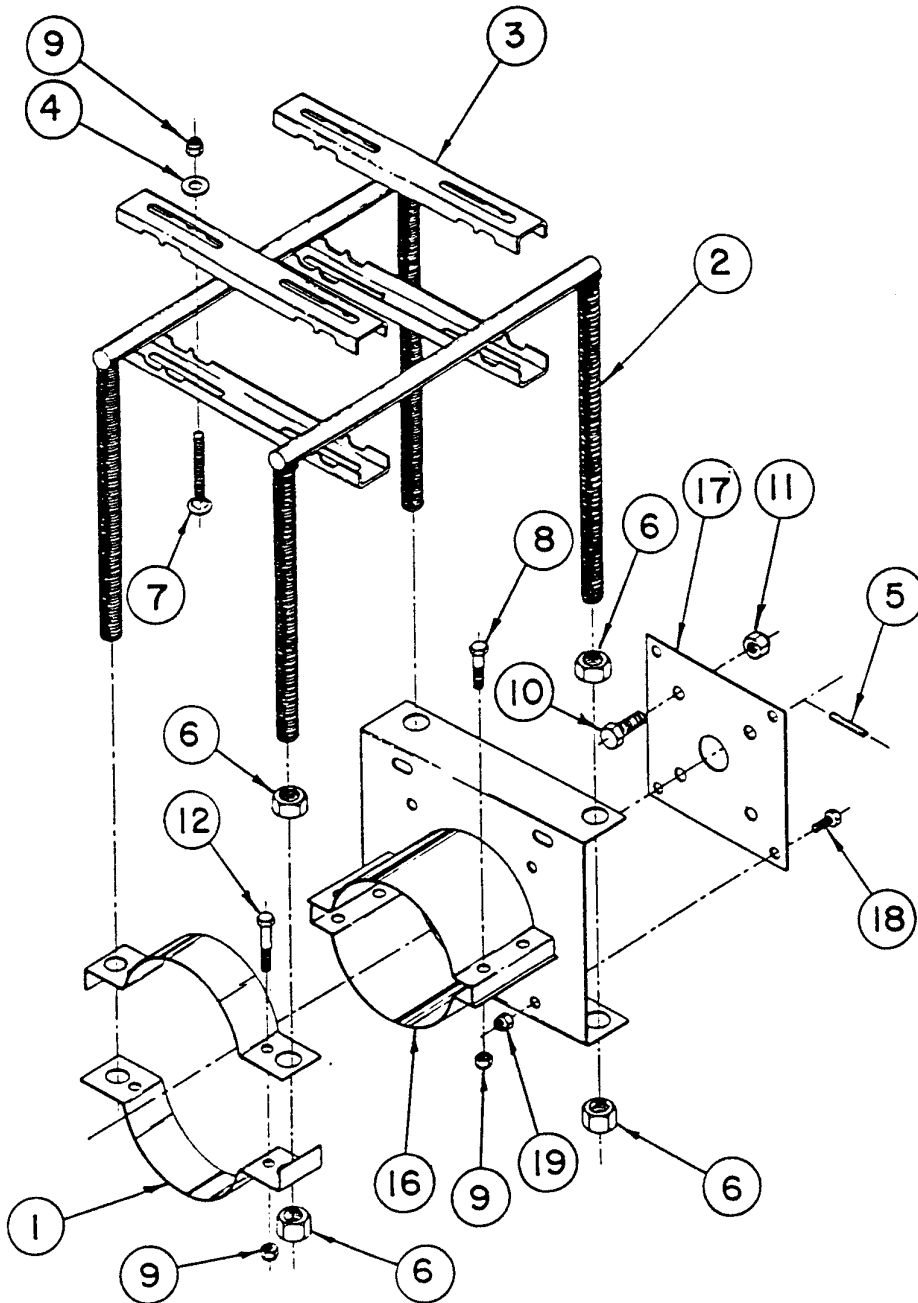
ITEM	DESCRIPTION	QTY	PART NO.	BREAK DOWN PAGE #
1	Motor Mount, 6" Cont. Flow PC	1	423-016-001A	22
2	Bearing, 4 Hole Flng 1-1/4 Bore	1	D-2002-02	-
3	Pulley Assembly, 15" 2 Groove	1	335-002A	23
4	Belt Shield	1	423-015-001A	23
Ref.	Key: 1/4 x 1" Woodruff Key, 1/4 sq. x 1" V-Belt: BX54 w/Kevlar	-	D-1004-01 - 249Z-018P - D-3766	



6" MOTOR MOUNT (423-016-001A)

ITEM	DESCRIPTION	QTY	PART NO.	ITEM	DESCRIPTION	QTY	PART NO.
1	Half Band, Stand	2	222-078P	9	Locknut, Hex, 3/8-16 w/ Nyloc	10	F-1239
2	Leg Wld, Motor Mount	2	273-010W	10	Capscrew, Hx, 1/2-13 X 1-1/2 Gr. 5	4	F-1821
3	Channel, Regular	4	530-015P	11	Nut, Hx Znc Pltd, 1/2-13, Stover	4	F-1005-05
A	Sack, Motor Mount	1	269-015A	12	Capscrew, Hx, 3/8-16 X 2 Gr. 5	2	F-1073
4	Washer, Flat, Std, Steel, 3/8"	4	F-1009-03	13	Nut, Hx, Znc Pltd, 5/616-18 Nyloc	4	F-1005-02
5	Roll Pin, 3/8 Dia X 1.75	1	F-1036-47	14	Washer, Flat, Std, Steel, 5/16"	8	F-1009-02
6	Nut, Hx Znc Pltd, 3/4-10 UNC-2B	8	F-1011-07	15	Capscrew, Hx, 5/16-18 X 1 Gr. 5	4	F-1015-15
7	Bolt, Carriage, 3/8-16 X 3 Gr. 5	4	F-1024-01	B	Front Motor Mount Plate Assy	1	273-002A
8	Capscrew, Hx, 3/8-16 X 1-3/4 Gr. 5	4	F-1015-28	16	Plate Wld, Front Motor Mount	1	273-007W
				17	Plate, Mounting Bracket	1	273-019P
				18	Capscrew, Hx, 3/8-16 X 3/4 Gr. 5	4	F-1015-23
				19	Locknut, Hex, 3/8-16 w/ Nyloc	4	F-1239

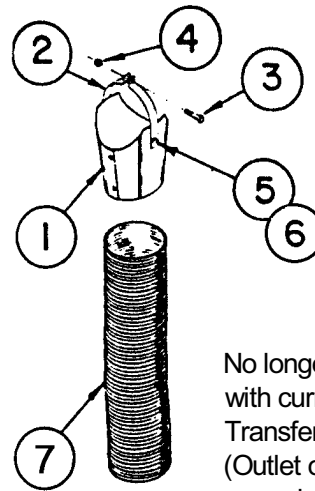
NOTE:
5/16" HARDWARE (13, 14, 15)
WILL NOT BE USED.



6" DOWNSPOUT ASSY 15" PULLEY ASSY BELT SHIELD ASSY

6" DOWNSPOUT ASSY (423-019-001A)

ITEM	DESCRIPTION	QTY	PART NO.
A	6" Downspout Assembly	1	273-022A
1	6" Downspout	1	
2	Quarter Band	2	
3	Capscrew, Hx, 5/16-18 X 1-1/2 Gr. 5	1	
4	Nut, Hx Znc Pltd, 5/16-18 Nyloc	1	
5	Pop Rivet, Blind, 3/16D, .251-.375	4	
6	Washer, 3/16 Pop Rivet, Blind	4	
7	Tubing, Flexible 6", 18" Long	1	273-9027-01

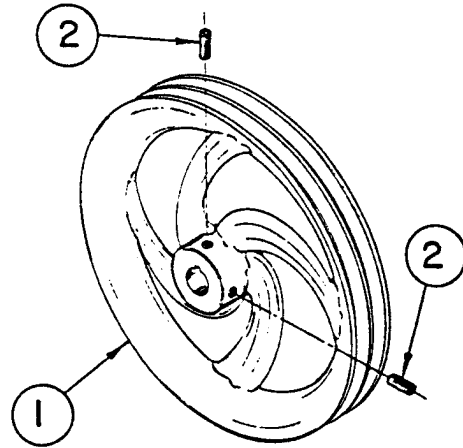


No longer works with current 6" Transfer Augers (Outlet opening in auger is too long)

15" PULLEY ASSY (423-073-001A)

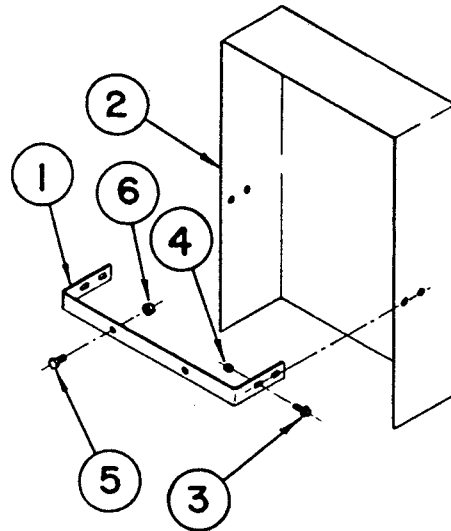
ITEM	DESCRIPTION	QTY	PART NO.
1	Pulley, 15" 2 Groove	1	335-002A
2	Setscrew, Socket Hd, 3/8-16 X 1	2	F-1007-36

Optional: Pulley,
15" 3AB Groove D-3837
423-386-001A



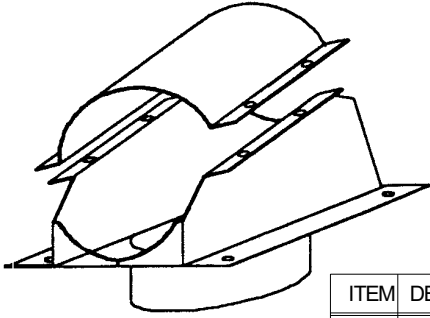
BELT SHIELD ASSY (423-015-001A)

ITEM	DESCRIPTION	QTY	PART NO.
1	Bracket, Belt Shield	1	269-029P
2	Cont. Flow Belt Shield Assy	1	269-048A
A	Sack, Belt Shield	1	269-016A
3	Bolt, Bin w/ Washer 5/16-18 X 1 Gr. 5	4	F-1027-02
4	Nut, Hx Znc Pltd, 5/16-18 Nyloc	4	F-1005-02
5	Capscrew, Hx, 3/8-16 X 3/4 Gr. 5	2	F-1015-23
6	Locknut, Hex, 3/8-16 w/ Nyloc	2	F-1239

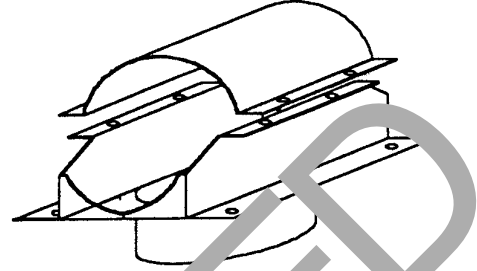


6" TO 8" DOWNSPOUT ASSEMBLY

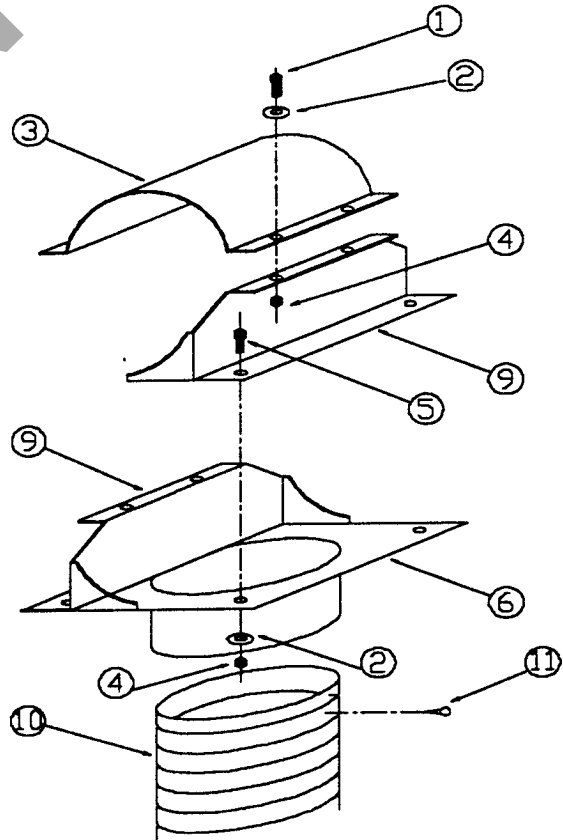
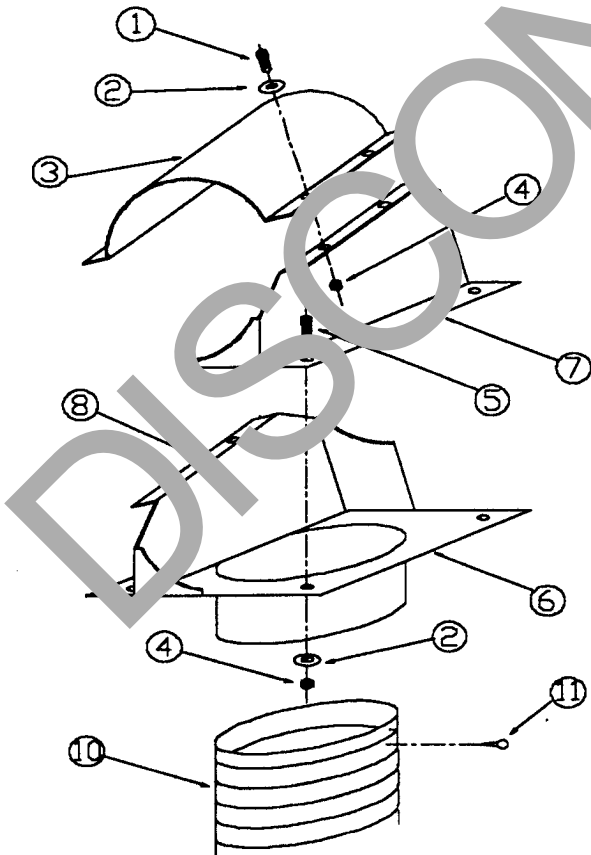
6" AUGER 8" SPOUT
ANGLED KIT
(423-320-001A)



6" AUGER 8" SPOUT
STRAIGHT KIT
(423-321-001A)



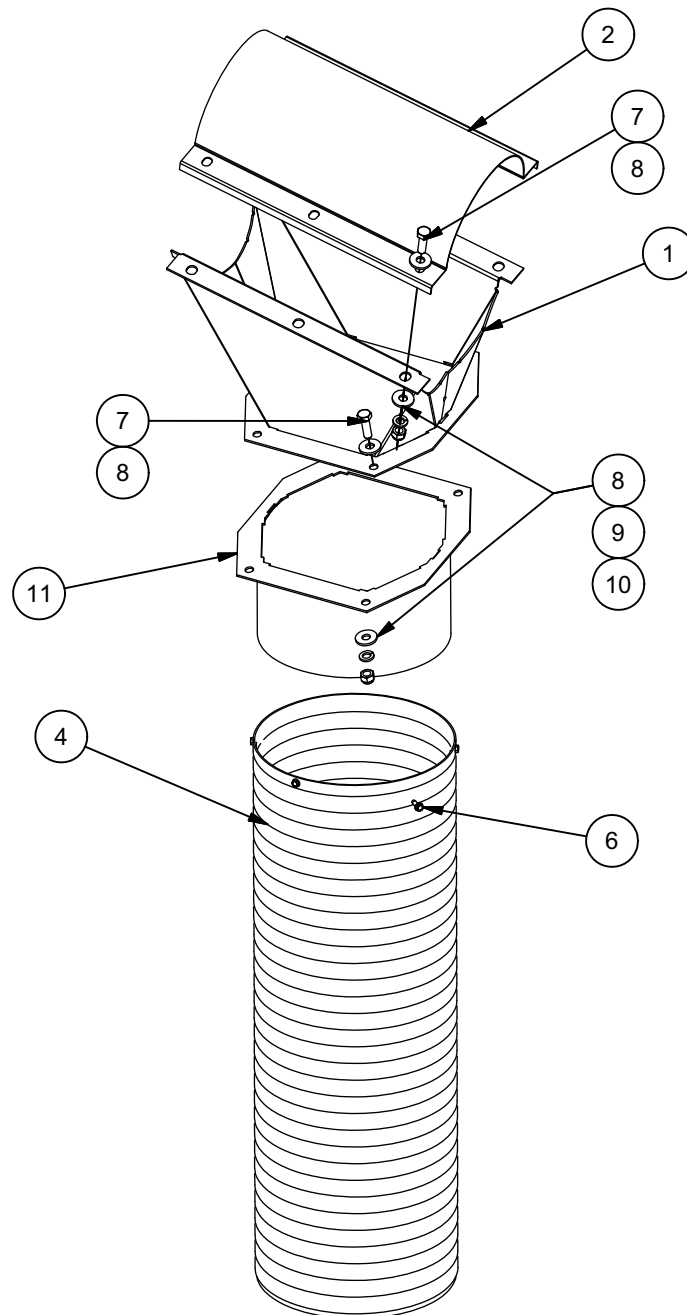
ITEM	DESCRIPTION	QTY	PART NO.
1	Capscrew, Hx, 5/16-18 X 1 Gr. 5	4	F-1015-15
2	Washer, Flat, Std, Steel, 5/16"	8	F-1009-02
3	6" Half Band	1	220-047
4	Nut, Hx Znc Pltd, 5/16-18 Nyloc	8	F-1009-02
5	Capscrew, Hx, 5/16-18 X 3/4 Gr. 5	4	F-1546
6	8" Inlet Weldment	1	263-015W
7	8" Spout Angled LH	1	263-029P
8	8" Spout Angled RH	1	263-030P
9	8" Spout Straight	2	263-031P
10	Flex Tube, 8" Dia. X 18" Long	1	263-032P
11	Sheet Metal Screw, #8 X 1/2"	6	F-1231



6" CFTA DOWNSPOUT KIT: 0-30°

273G-001A

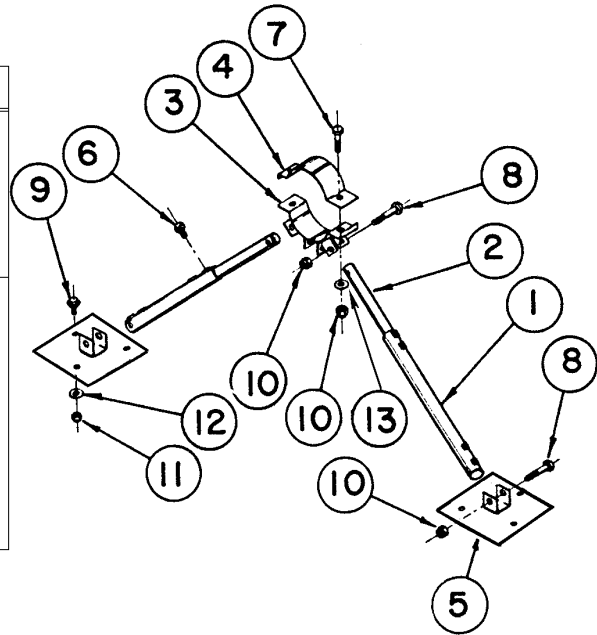
ITEM	QTY	NUMBER	DESCRIPTION
1	1	273-054W	C-Flo/TA Auger: 6" 15-DEG Spout Body Weldment
2	1	273-039P	6" CFTA Adjustable Spout Half Band
4	1	ST-9254	Flex Tube, 8" ID X 24" L
A	1	273-060A	Hardware Sack, 6" Downspout Kit
6	6	F-1231	Hex Head Self Tapping Screw #8 X 1/2"
7	10	F-1015-15	5/16-18 x 1" Capscrew
8	20	F-1009-02	5/16" Flat Washer
9	10	F-1019-02	5/16" LockWasher
10	10	F-1005-02	5/16-18 Nyloc Nut
11	1	273-058W	C-Flo/TA Auger: 6" 15-DEG



6" AUXILIARY ROOF BRACES

6" AUXILIARY BIPOD ROOF BRACE (SEE CHART FOR ASSEMBLY NO.)

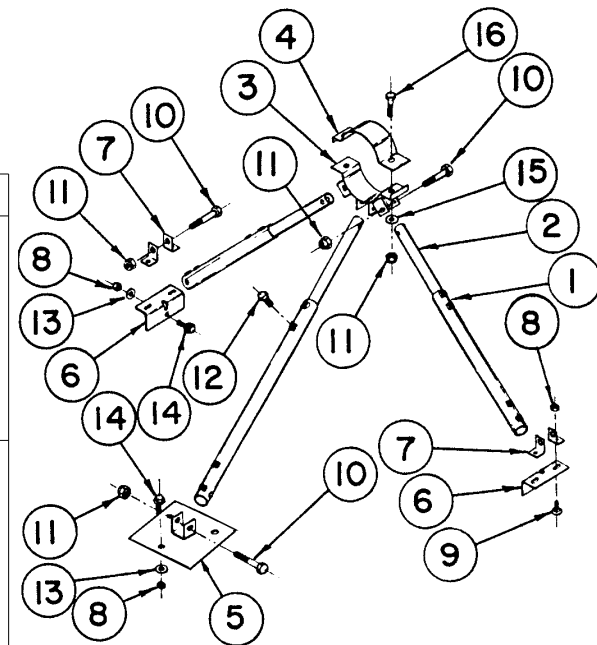
ITEM	DESCRIPTION	QTY	PART NO.
1	Support Leg Wld, Outside	2	See Chart
2	Support Leg Inside	2	See Chart
3	Half Band Wld, Triple Ear	1	273-009W
4	Half Band	1	222-079P
5	Plate Wld, Square Foot	2	269-006W
A	Sack, Aux Brace Leg	1	269-019A
6	Capscrew, Hx, 3/8-16 X 3/4 Gr. 5	9	F-1015-23
7	Capscrew, Hx, 3/8-16 X 1-3/4 Gr. 5	2	F-1015-28
8	Capscrew, Hx, 3/8-16 X 2-1/2 Gr. 5	5	F-1015-30
9	Bolt, Bin w/ Washer 5/16-18 X 1, Gr. 5	6	F-1027-02
10	Locknut, Hex, 3/8-16 w/ Nyloc	7	F-1239
11	Nut, Hx Znc Pltd, 5/16-18 Nyloc	6	F-1005-02
12	Washer, Flat, Std, Steel, 5/16"	6	F-1009-02
13	Washer, Flat, Std, Steel, 3/8"	2	F-1009-03



TRIPOD ASSEMBLY NUMBER	LEG LENGTH	PART NUMBER		BIPOD ASSEMBLY NUMBER
		ITEM #1	ITEM #2	
278A-001A	15"	269-004W	269-022P	277A-001A
278B-001A	30"	237-034W	237-035P	277B-001A
278C-001A	45"	275C-002W	275C-004P	277C-001A
278D-001A	60"	275D-002W	275D-004P	277D-001A

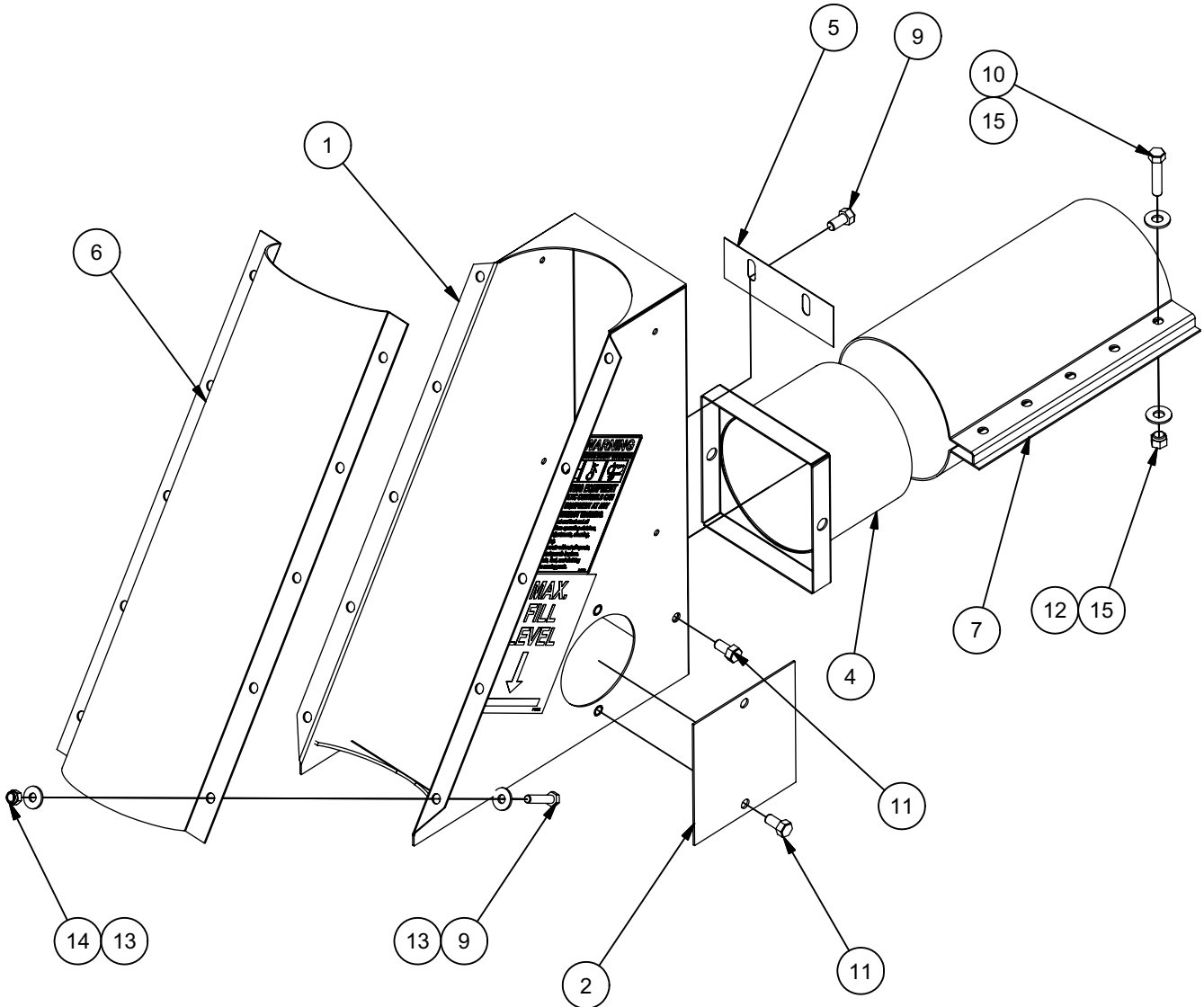
6" AUXILIARY TRIPOD ROOF BRACE (SEE CHART FOR ASSEMBLY NO.)

ITEM	DESCRIPTION	QTY	PART NO.
1	Support Leg Wld, Outside	3	See Chart
2	Support Leg Inside	3	See Chart
3	Half Band Wld, Triple Ear	1	273-009W
4	Half Band	1	222-079P
5	Plate Wld, Square Foot	1	269-006W
6	Plate, Rect Foot	2	269-025P
7	Support, Ear	4	269-024P
A	Sack, Roof Brace	1	269-017A
8	Nut, Hx Znc Pltd, 5/16-18 Nyloc	9	F-1005-02
9	Bolt, Carriage, 5/16-18 X 3/4 Gr. 5	4	F-1671
10	Capscrew, Hx, 3/8-16 X 2-1/2 Gr. 5	7	F-1015-30
11	Locknut, Hex, 3/8-16 w/ Nyloc	9	F-1239
12	Capscrew, Hx, 3/8-16 X 3/4 Gr. 5	10	F-1015-23
13	Washer, Flat, Std, Steel, 5/16"	5	F-1009-02
14	Bolt, Bin w/ Washer 5/16-18 X 1, Gr. 5	5	F-1027-02
15	Washer, Flat, Std, Steel, 3/8"	2	F-1009-03
16	Capscrew, Hx, 3/8-16 X 1-3/4 Gr. 5	2	F-1015-28



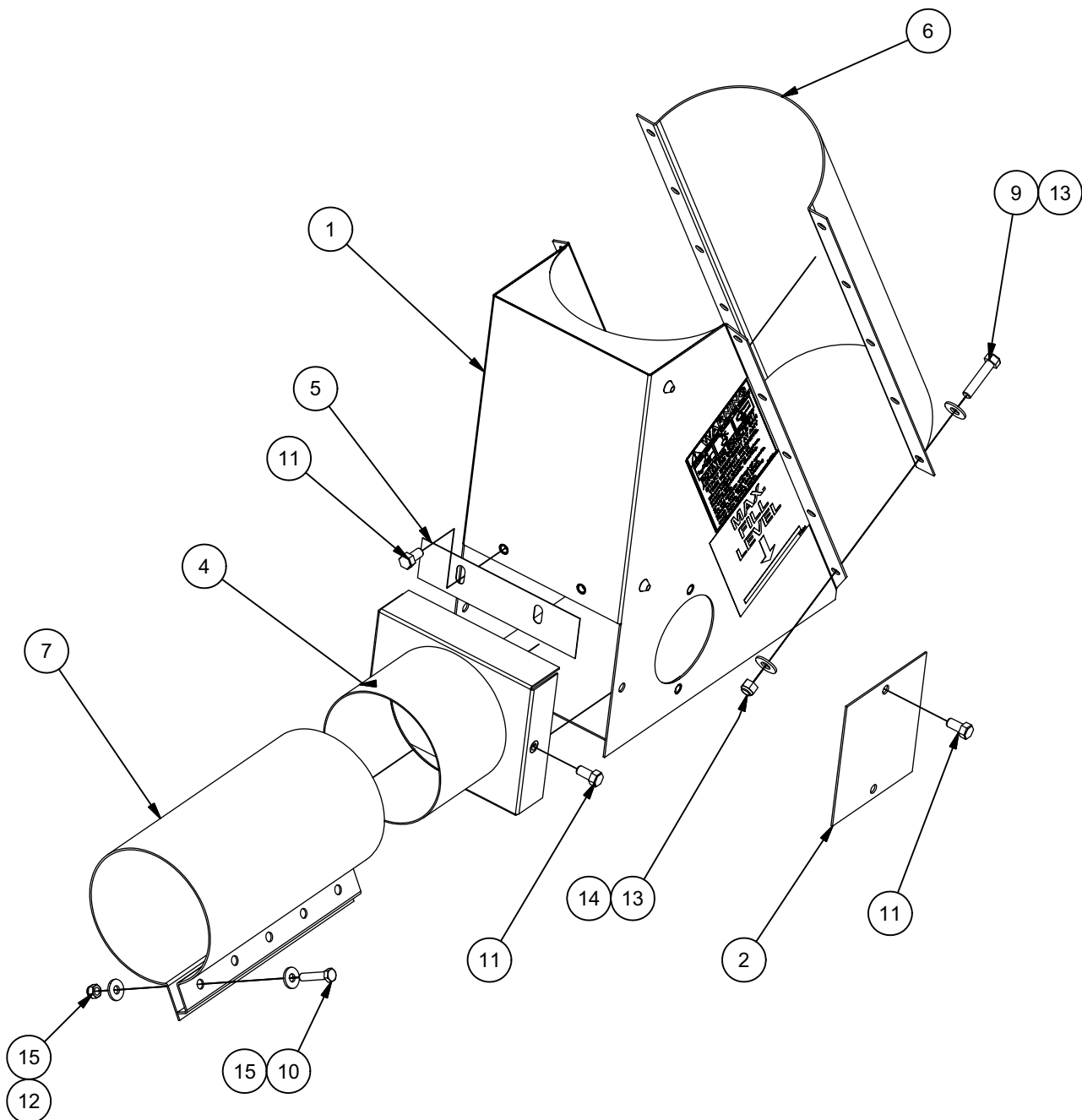
6" BOOT ASSEMBLY 6" CONTINUOUS FLOW (423-017-001A)

ITEM	DESCRIPTION	QTY	PART NO.	ITEM	DESCRIPTION	QTY	PART NO.
1	Base Unit Wld, 6"	1	273-027A	8	HHCS, 1/4-20 X 3/4 DISCONTINUED	2	F-1015-03
2	Plate, Cover	1	269-040P	9	Capscrew, Hx, 5/16-18 X 1-1/2 Gr. 5	10	F-1015-17
3	Upper Cover Plate DISCONTINUED	1	18-052P	10	Capscrew, Hx, 3/8-16 X 1-3/4 Gr. 5	5	F-1015-28
4	Tube Wld, 6"	1	273-006W	11	Capscrew, Hx, 3/8-16 X 3/4 Gr. 5	6	F-1015-23
5	Plate Shield	1	269-034P	12	Locknut, Hex, 3/8-16 w/ Nyloc	7	F-1239
6	Half Band	1	269-039P	13	Washer, Flat, Std, Steel, 5/16"	20	F-1009-02
7	Sleeve	1	217-059P	14	Nut, Hx, Znc Pltd, 5/16-18 Nyloc	10	F-1005-02
A	Boot Sack, Cont. Flow	1	269-014A	15	Washer, Flat, Std, Steel, 3/8"	10	F-1009-03



8" BOOT ASSEMBLY 6" CONTINUOUS FLOW (380A-001A)

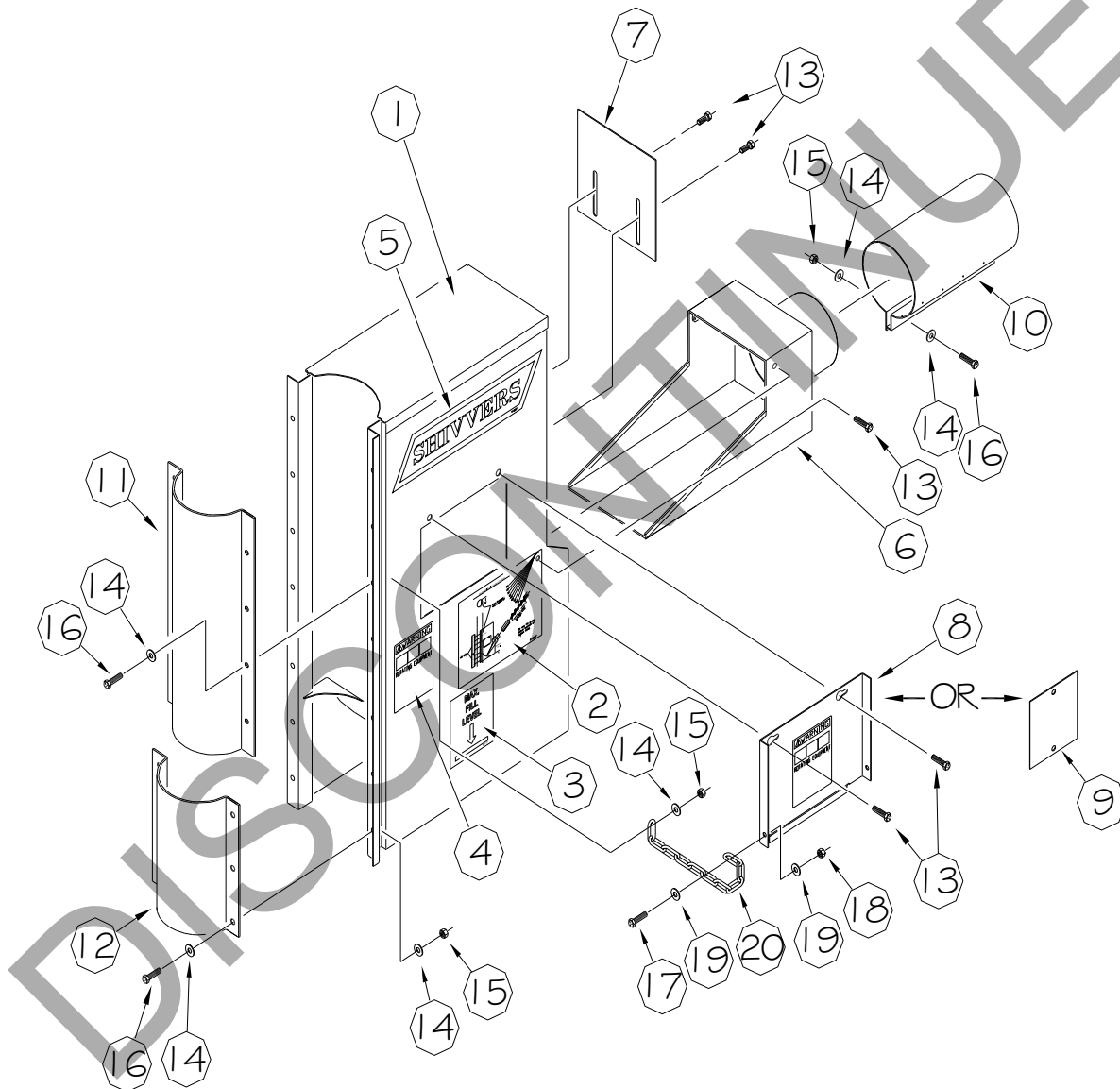
ITEM	DESCRIPTION	QTY	PART NO.	ITEM	DESCRIPTION	QTY	PART NO.
1	Base Unit Wld, 6"	1	380-014A	8	HHCS, 1/4-20 X 3/4 DISCONTINUED	2	F-1015-03
2	Plate, Cover	1	269-040P	9	Capscrew, Hx, 5/16-18 X 1-1/2 Gr. 5	10	F-1015-17
3	Upper Cover Plate DISCONTINUED	1	18-052P	10	Capscrew, Hx, 3/8-16 X 1-3/4 Gr. 5	5	F-1015-28
4	Tube Wld, 6"	1	380A-006W	11	Capscrew, Hx, 3/8-16 X 3/4 Gr. 5	6	F-1015-23
5	Plate Shield	1	380-011P	12	Locknut, Hex, 3/8-16 w/ Nyloc	7	F-1239
6	Half Band	1	380-010P	13	Washer, Flat, Std, Steel, 5/16"	20	F-1009-02
7	Sleeve	1	217-059P	14	Nut, Hx, Znc Pltd, 5/16-18 Nyloc	10	F-1005-02
A	Boot Sack, Cont. Flow	1	269-014A	15	Washer, Flat, Std, Steel, 3/8"	10	F-1009-03



SEE PAGE 53 FOR CURRENT HIGH ANGLE BOOT ASSEMBLY (658T-001A)

8" X 6" (658P-001A) HIGH ANGLE BOOT ASSEMBLY (8" Center Vertical, 6" Cont. Flow Auger)

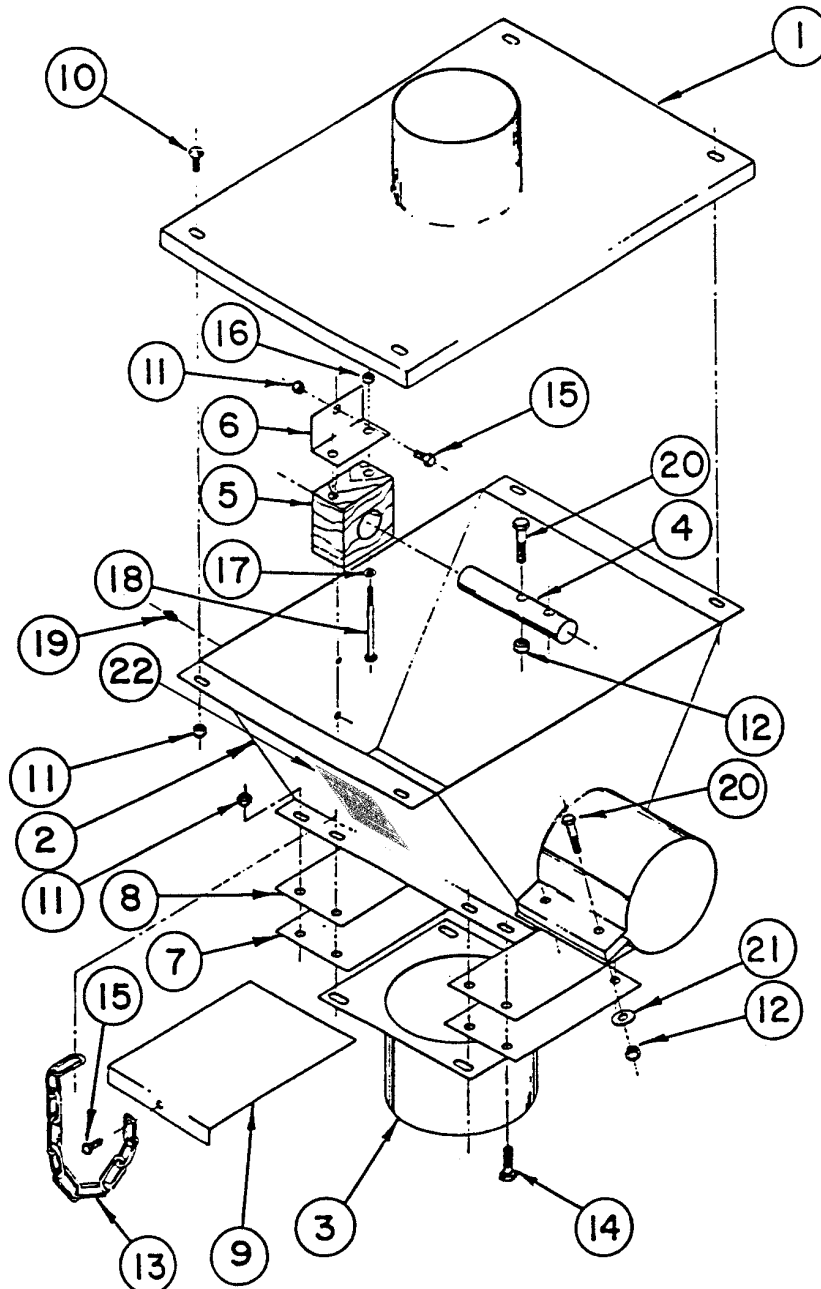
ITEM	DESCRIPTION	QTY	PART NO.	ITEM	DESCRIPTION	QTY	PART NO.
1	HACV Boot, Boot Body Assy	1	658-030A	11	HACV Boot Half Band 8" X 22"	1	658-032P
2	Decal, Hi-Angle Cont. Flow Boot	1	P-11617	12	Bottom, 8" Half Band	1	597-362P
3	Decal, Max Fill Level	2	P-9134	A	HACV Boot Hardware Sack	1	658-046A
4	Decal, Warning - Rotating Equip	1	P-10223	13	Capscrew, Hex, Washer, 3/8-16 X 1	6	F-1970
5	Decal, Shivvers, Large	2	P-8427	14	Washer, Flat, Std, Steel, 3/8"	38	F-1009-03
6	HACV Boot, Tube Wld, 6"	1	658-042W	15	Locknut, Hex, 3/8-16 w/ Nyloc	19	F-1239
7	HACV Boot, Upper Cover Plate	1	658-037P	16	Capscrew, Hx, 3/8-16 X 1-3/4 Gr. 5	19	F-1015-28
8	Clean-Out Door & Decal P-10223	1	263-027A	17	Capscrew, Hx, 5/16-18 X 1 Gr. 5	1	F-1015-15
9	Plate, Cover, Side (Before 2004 Only)	1	269-040P	18	Nut, Hex, 5/16-18 UNC-2B Nyloc	1	F-1005-02
10	Sleeve, 6" X 12" Long	1	217-059P	19	Washer, Flat, Std, Steel, 5/16"	2	F-1009-02
				20	Chain, 13" Long	1	222-031P



6" HOPPER ASSEMBLY (263A-001A)

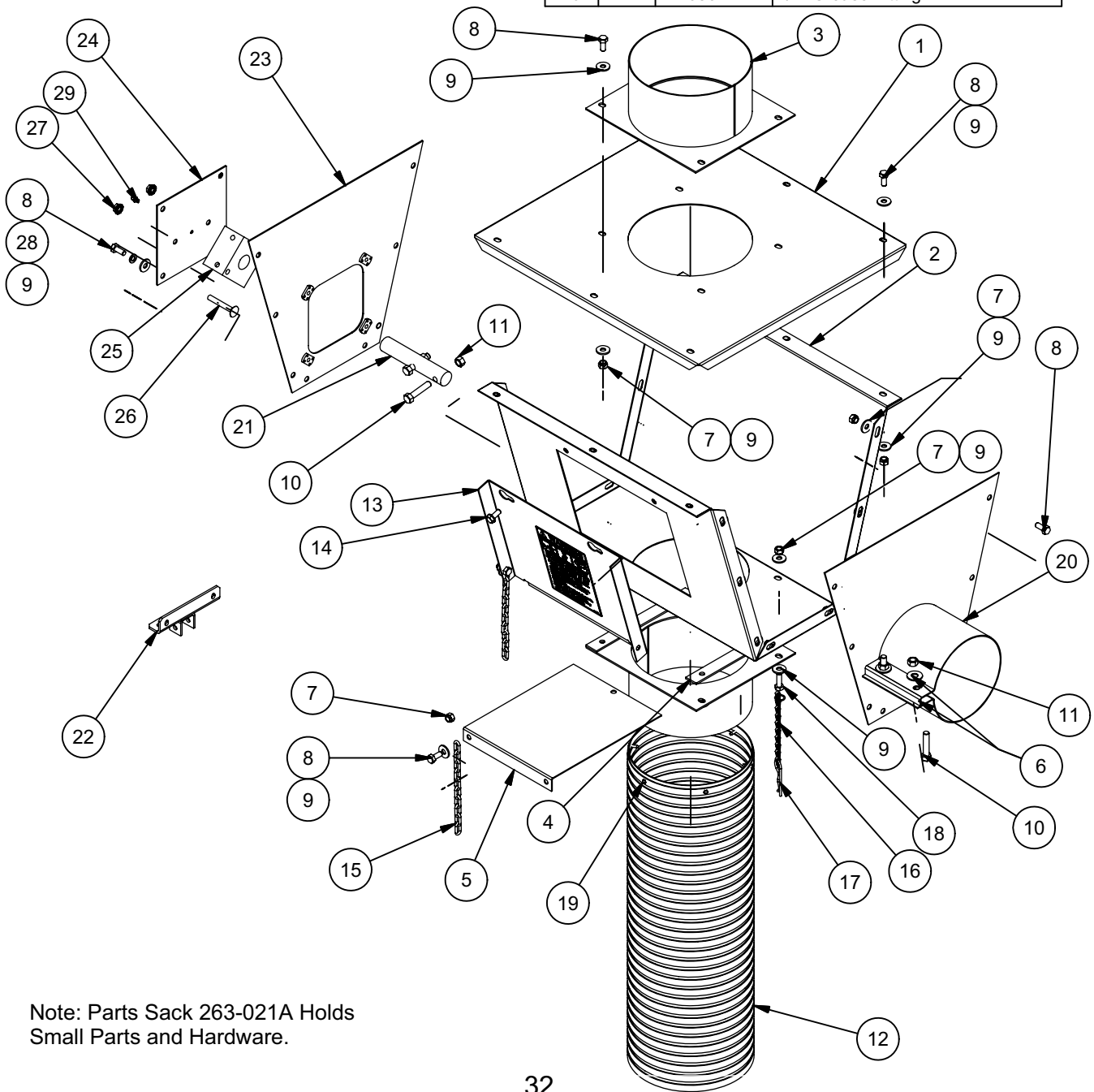
ITEM	DESCRIPTION	QTY	PART NO.	ITEM	DESCRIPTION	QTY	PART NO.
1	Top Wld, 6" Hopper	1	263-002W	12	Locknut, Hex 3/8-16 w/ Nyloc	4	F-1239
2	Body, 6" Hopper w/Decals	1	263-059A	13	Chain, 13" Long	1	222-031P
3	Downspout Wld, 6"	1	262-006W	14	Capscrew, Hx, 5/16-18 X 3/4 Gr. 5	8	F-1546
* 4	Shaft, Stub, 5-1/2" Long	1	263-006P	15	Capscrew, Hx, 5/16-18 X 1 Gr. 5	2	F-1015-15
* 5	Bearing, UHMW	1	262-014P	16	Nut, Hx Znc Pltd, 1/4-20 Nyloc	2	F-1005-01
* 6	Bracket, Angle	1	262-015P	17	Washer, Flat, Std, Steel, 1/4"	2	F-1009-01
* 7	Plate, Gate Guide	2	262-007P	18	Capscrew, Hx, 1/4-20 X 3-1/2 Gr. 5	2	F-1020-01
* 8	Plate, Hopper Btm	2	262-008P	19	Fitting, Grease, Straight, 1/8 NPT	1	H-1010-03
* 9	Gate, Hopper	1	262-009P	20	Capscrew, Hx, 3/8-16 X 1-3/4 Gr. 5	4	F-1015-28
* A	Sack, Hopper Hdw 4" & 6"	1	262-002A	21	Washer, Flat, Std, Steel, 3/8"	2	F-1009-03
10	Bolt, Carriage, 5/16-18 X 3/4 Gr. 5	4	F-1671	22	Decal, Warning, Rotating Equip.	2	P-10223
11	Nut, Hx Znc Pltd, 5/16-18 Nyloc	14	F-1005-02				

* 263-003A, 6" Hopper Sack



6" SUPER HOPPER ASSEMBLY (263B-001A)

ITEM	QTY	NUMBER	DESCRIPTION	ITEM	QTY	NUMBER	DESCRIPTION
1	1	263-013P	Super Hopper Lid	15	2	222-031P	Chain, 13"L x #1/0
2	1	263-010P	Super Hopper Body	16	1	H-2102	Sash Chain with Ring
3	2	263-015W	Super Hopper Inlet Weldment	17	1	F-1469	Pin, Cotter 1/8 X 2-1/2"
4	2	263-019P	Super Hopper Gate Shim	18	4	F-1015-15	5/16-18 x 1" Capscrew
5	1	263-020P	Super Hopper Gate	19	6	F-1231	Self Tapping Screw #8 X 1/2"
6	4	F-1009-03	3/8" Flat Washer	20	1	263-014W	Sleeve End Wldt. 6" Super Hopper
7	32	F-1005-02	5/16-18 Nyloc Nut	21	1	263-006P	Stub Shaft
8	32	F-1546	5/16-18 x 3/4" Capscrew	22	1	263-040A	Support Bracket
9	48	F-1009-02	5/16" Flat Washer	23	1	263-026P	End Plate Weldment
10	4	F-1015-28	3/8-16 x 1-3/4" Capscrew	24	1	263-041P	Bearing Plate
11	4	F-1005-03	3/8-16 Stover Nut	25	1	262-014P	Bearing, UHMW
12	1	ST-9254	Flex Tube, 8" ID X 24" L	26	2	F-1707	5/16-18 x 2 1/4" Carriage Bolt
13	1	263-027A	Clean-out Door w/Decal P-10223	27	2	F-1931	Nut, Hex Washer, 5/16-18
14	2	F-1212	Capscrew, Hex Washer, 5/16 x 3/4"	28	4	F-1019-02	5/16" LockWasher
				29	1	H-1056	1/4" Grease Fitting

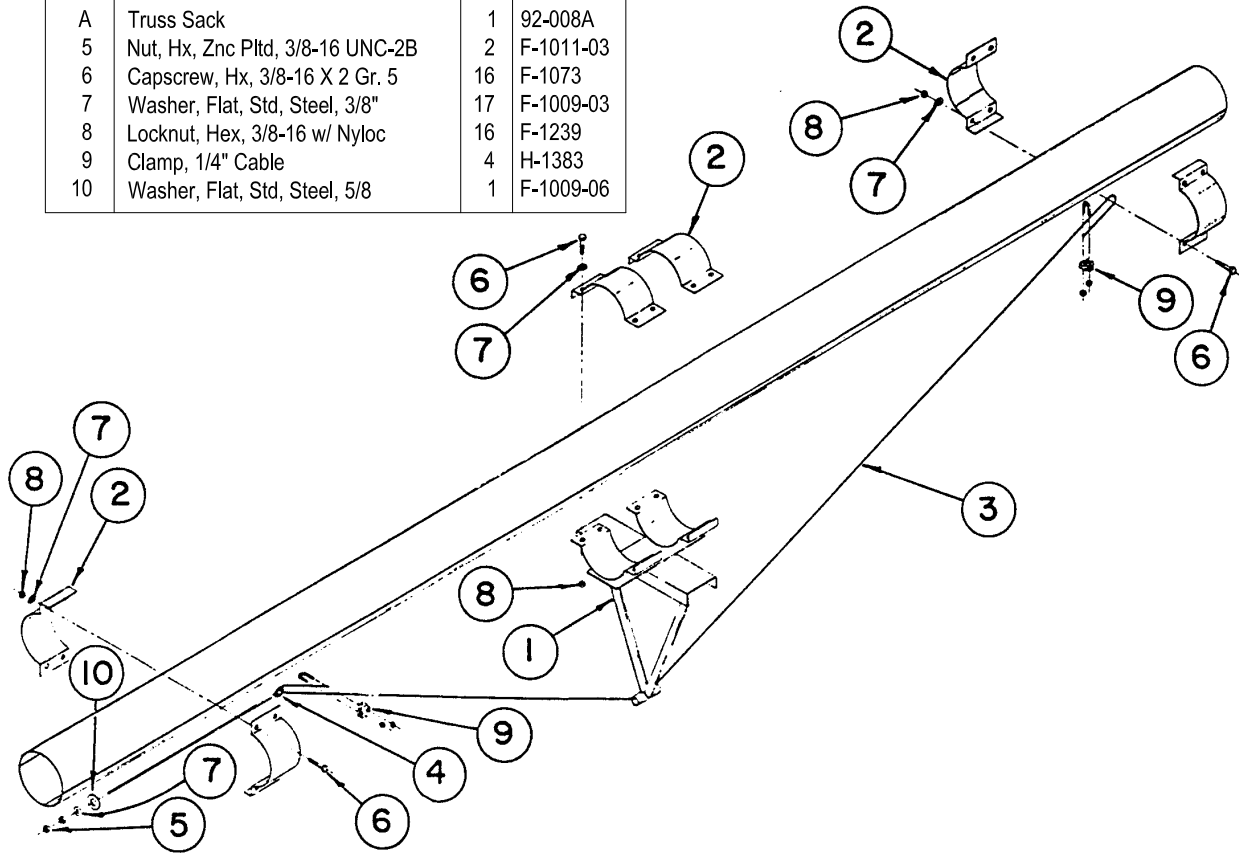


Note: Parts Sack 263-021A Holds Small Parts and Hardware.

6" TRUSS ASSEMBLY 6" 2 PIECE ROOF BOOT

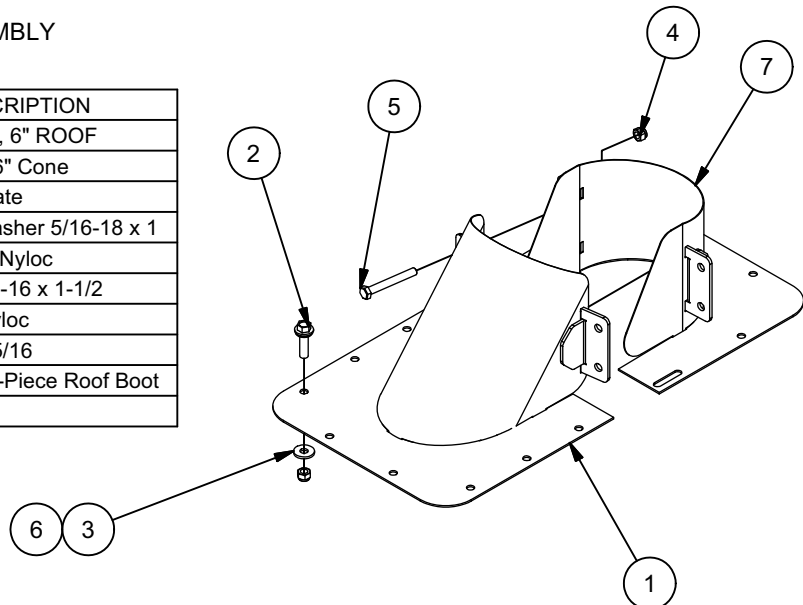
6" TRUSS ASSEMBLY (92B-001A)

ITEM	DESCRIPTION	QTY	PART NO.
1	Truss Wld, 6"	1	92B-002W
2	Half Band, 6"	6	201Z-023P
3	Cable, 1/4" X 30'	1	92-007P
4	Eye Bolt Wld	1	92-009W
A	Truss Sack	1	92-008A
5	Nut, Hx, Znc Pltd, 3/8-16 UNC-2B	2	F-1011-03
6	Capscrew, Hx, 3/8-16 X 2 Gr. 5	16	F-1073
7	Washer, Flat, Std, Steel, 3/8"	17	F-1009-03
8	Locknut, Hex, 3/8-16 w/ Nyloc	16	F-1239
9	Clamp, 1/4" Cable	4	H-1383
10	Washer, Flat, Std, Steel, 5/8	1	F-1009-06



6" 2 PIECE ROOF BOOT ASSEMBLY 423-373-001A

ITEM	QTY	NUMBER	DESCRIPTION
1	1	273-008W	PLATE WLDT, 6" ROOF
7	1	273-086W	Bottom Wldt, 6" Cone
A	1	269-018A	Sack, Roof Plate
2	12	F-1027-02	Bolt, Bin w/Washer 5/16-18 x 1
3	12	F-1005-02	Nut, 5/16-18, Nyloc
4	1	F-1015-27	Capscrew, 3/8-16 x 1-1/2
5	1	F-1239	Nut, 3/8-16 Nyloc
6	1	F-1009-02	Flat Washer, 5/16
-	1	P-12428	Instructions, 2-Piece Roof Boot
-	1.5	H-1374	Thum Seal



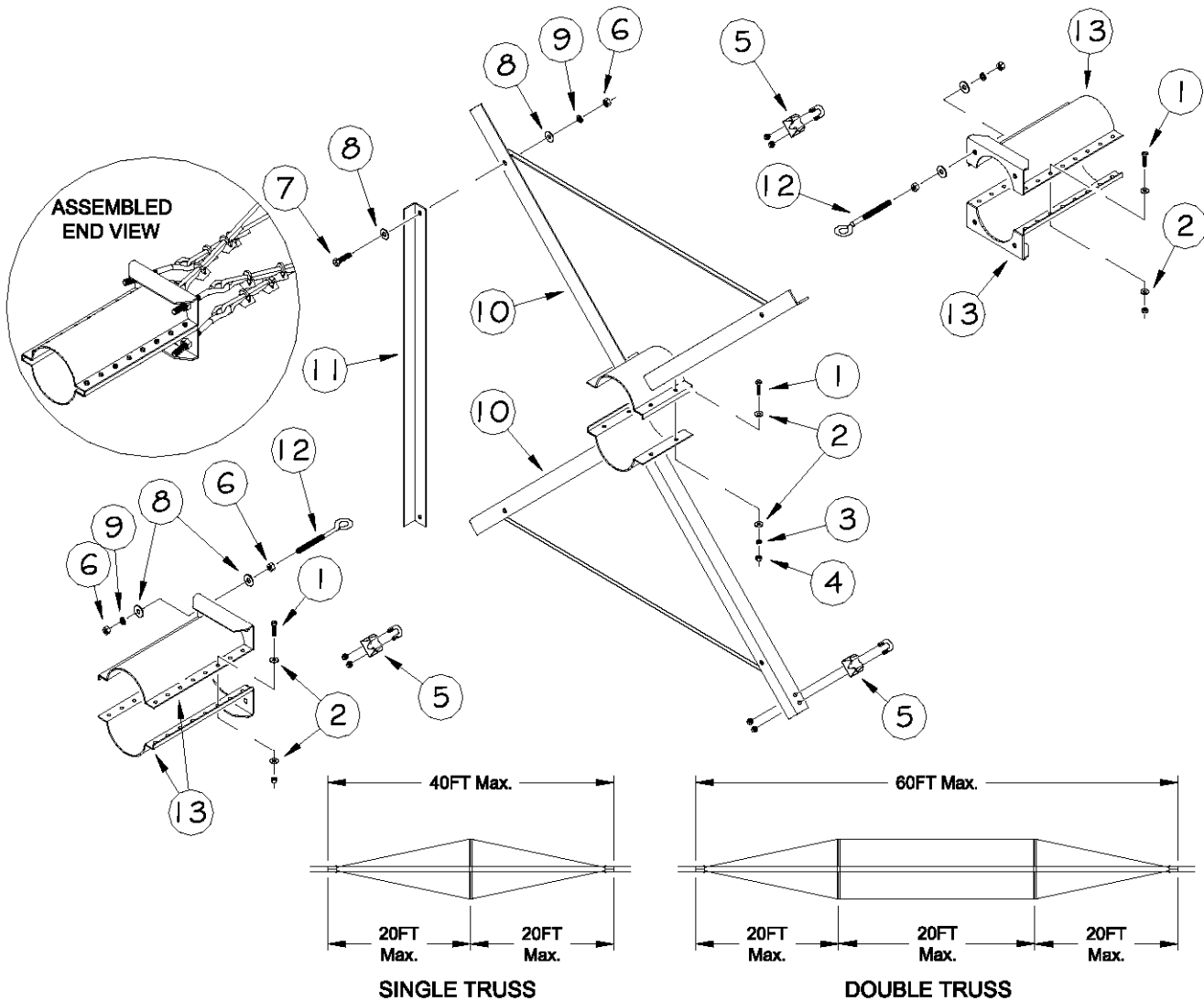
6" QUADSTAR TRUSS KIT

(3/8" Cable not supplied)

6" QUADSTAR TRUSS KIT : STAR ASSY
(92C-001A)

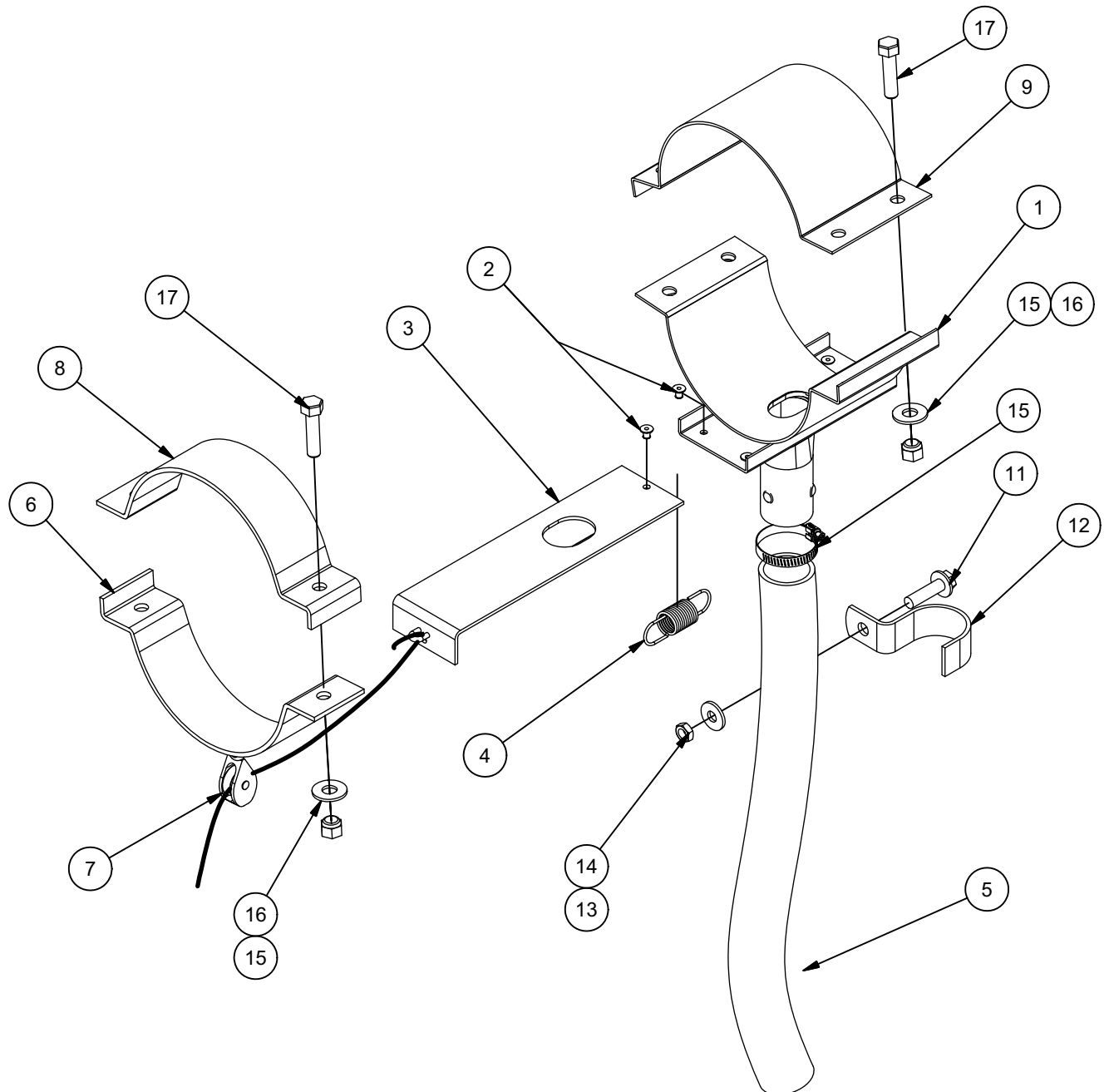
6" QUADSTAR TRUSS KIT: PARTS BOX
(92D-001A)

ITEM	DESCRIPTION	QTY	PART NO.	ITEM	DESCRIPTION	QTY	PART NO.
A	QSTK Hardware Sack for 92C-001A	1	92-030A	B	QSTK Hardware Sack for 92D-001A	1	92-028A
1	Capscrew, Hx, 3/8-16X 1-1/2 Gr. 5	4	F-1015-27	1	Capscrew, Hx, 3/8-16X 1-1/2 Gr. 5	32	F-1015-27
2	Washer, Flat, Std, Steel, 3/8"	8	F-1009-03	2	Washer, Flat, Std, Steel, 3/8"	64	F-1009-03
3	Lockwasher, 3/8 Hvy Spring	4	F-1019-03	3	Lockwasher, 3/8 Hvy Spring	32	F-1019-03
4	Nut, Hex, 3/8-16 UNC-2B	4	F-1011-03	4	Nut, Hex, 3/8-16 UNC-2B	32	F-1011-03
5	3/8" Cable Clamp	4	H-2433	5	3/8" Cable Clamp	16	H-2433
6	Nut, Hex, 1/2-13 UNC-2B, Std	4	F-1011-05	6	Nut, Hex, 1/2-13 UNC-2B, Std	16	F-1011-05
7	Capscrew, 1/2-13 UNC X 1-1/2	4	F-1526	8	Washer, Flat, Std, 1/2", Nominal	16	F-1009-05
8	Washer, Flat, Std, 1/2", Nominal	8	F-1009-05	9	Lockwasher, 1/2 Standard Split	8	F-1464
9	Lockwasher, 1/2 Standard Split	4	F-1464	12	1/2-13 x 6" Eye Bolt	8	H-2432
10	Half-Star Weldment	2	92-019W	13	End Half Band Weldment	4	92-022W
11	Side Support Arm	2	92-017P				



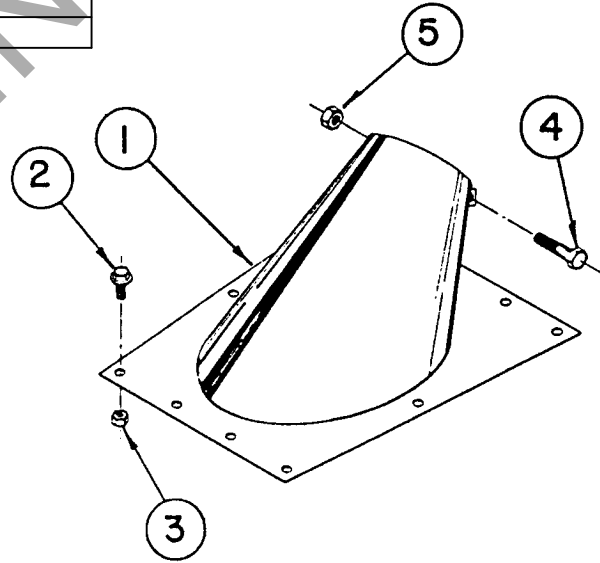
6" GRAIN SAMPLER VALVE (265A-001A)

ITEM	DESCRIPTION	QTY	PART NO.	ITEM	DESCRIPTION	QTY	PART NO.
A	6" Grain Sampler Valve Assy	1	265-002A	8	Half Band	1	222-079P
1	Grain Sampler Valve Wld 6"	1	265-003W	9	Top, Half Band	1	265-006P
(2)	-Blind Rivet, 3/16D, .126-.250 Gr.	(4)	F-1057	B	Sack, Grain Sampler Hdw	1	264-011A
2	Blind Rivet, 3/16D, .126-.250 Gr.	1	F-1057	10	Clamp, Hose, #411-B28H	1	F-9010-01
3	Slide Gate Wld	1	264-007W	11	Bolt, Bin w/ Washer 5/16-18 X 1 Gr. 5	4	F-1027-02
4	Spring, Extn, 2-1/4" Lg, 3/4 OD Hk	1	H-1319	12	Clamp, 1-1/2 Conduit Strap	4	F-9020-01
5	Plastic Pipe 20' NOT INCLUDED	-	266A-001A	13	Washer, Flat, Std, Steel, 5/16"	4	F-1009-02
	Plastic Pipe 25' NOT INCLUDED	-	266B-001A	14	Nut, Hex, Znc Pltd, 5/16-18 UNC-2B	4	F-1011-02
	Plastic Pipe 33' NOT INCLUDED	-	266C-001A	15	Locknut, Hex, 3/8-16 w/ Nyloc	6	F-1239
6	Half Band Wld	1	265-008W	16	Washer, Flat, Std, Steel, 3/8"	6	F-1009-03
7	1/8" Wire Rope, 25'L w/Clamps	1	264-013A	17	Capscrew, Hx, 3/8-16 X 1-1/2, Gr. 5	6	F-1015-27



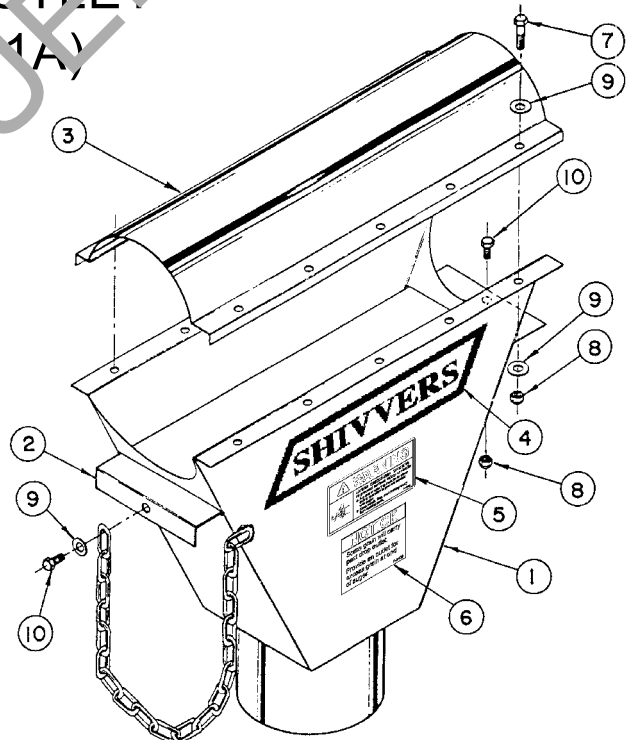
6" ROOF BOOT (423-018-001A)

ITEM	QTY	NUMBER	DESCRIPTION
1	1	273-008W	PLATE WLDT, 6" ROOF
A	1	269-018A	Sack, Roof Plate
2	12	F-1027-02	Bolt, Bin w/Washer 5/16-18 x 1
3	12	F-1005-02	Nut, 5/16-18, Nyloc
4	1	F-1015-27	Capscrew, 3/8-16 x 1-1/2
5	1	F-1239	Nut, 3/8-16 Nyloc
7	1	273-086W	Bottom Wldt, 6" Cone
6	1	F-1009-02	Flat Washer, 5/16



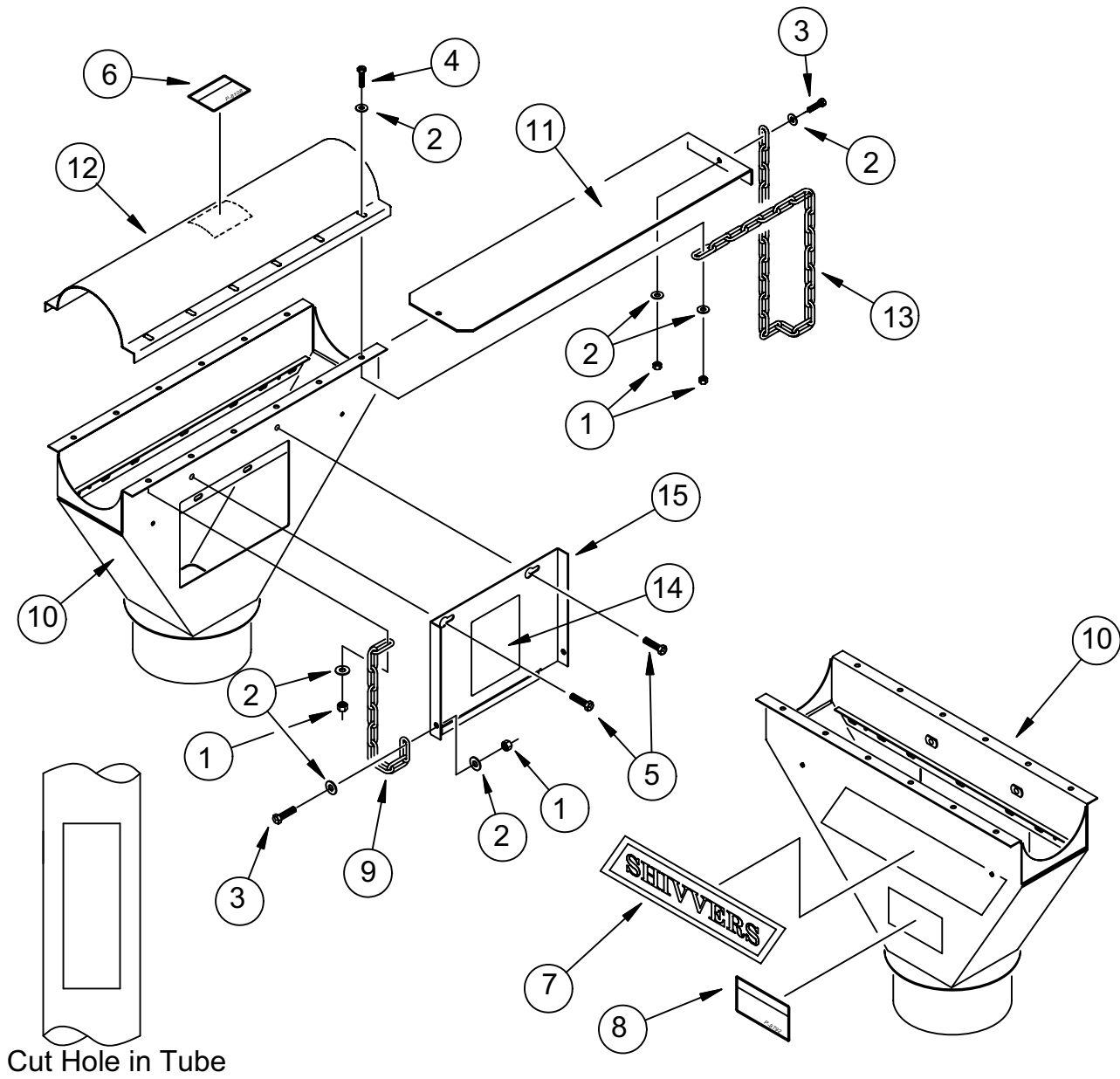
6" DROP OUTLET (288A-001A)

ITEM	DESCRIPTION	QTY	PART NO.
A	Drop Outlet Assembly 6"	1	288-008A
1	Drop Outlet Wld, 6"	1	288-003W
2	Slide Gate	1	288-006P
3	Half Band	1	288-007P
4	Decal, Shivers, Large	2	P-8427
5	Decal, Warning, Aug. Discard	2	P-8792
6	Decal, Notice, Grain May Carry	2	P-8108
B	Sack, Drop Outlet Hdw.	1	287-003A
7	Capscrew, Hx, 5/16-18 X 1-1/2 Gr. 5	10	F-1015-17
8	Nut, Hx Zinc Pltd, 5/16-18 Nyloc	12	F-1005-02
9	Washer, Flat, Std, Steel, 5/16"	21	F-1009-02
10	Capscrew, Hx, 5/16-18 X 1 Gr. 5	2	F-1015-15



6" DROP OUTLET ASSEMBLY (IMPROVED) (288B-001A)

ITEM	DESCRIPTION	QTY	PART NO.	ITEM	DESCRIPTION	QTY	PART NO.
1	Nut, Hex, 5/16-18 UNC-2B Nyloc	14	F-1005-02	10	6" Drop Outlet Flange w/Decals	1	288-019A
2	Washer, Flat, Std, Steel, 5/16"	29	F-1009-02	11	Slide Gate 6" X 27"	1	288-014P
3	Capscrew, Hx, 5/16-18 X 1 Gr. 5	2	F-1015-15	12	Half Band 6" X 24" w/decals	1	288-020A
4	Capscrew, Hx, 5/16-18 X 1-1/2 Gr. 5	12	F-1015-17	13	Chain, 33-1/2" Long	1	288-016P
5	Capscrew, Hx, 5/16-18 X 3/4 Gr. 5	2	F-1546				
6	Decal, Notice Grain May Carry	1	P-8108	A	Clean-Out Door & Decal Assy	1	263-027A
7	Decal, Shivvers, Large	1	P-8427	14	Decal, Warning-Rotating Equip.	1	P-10223
8	Decal, Warning Auger Discharge	1	P-8792	15	Clean Out Door	1	263-018P
9	Chain, 13" Long	1	222-031P				

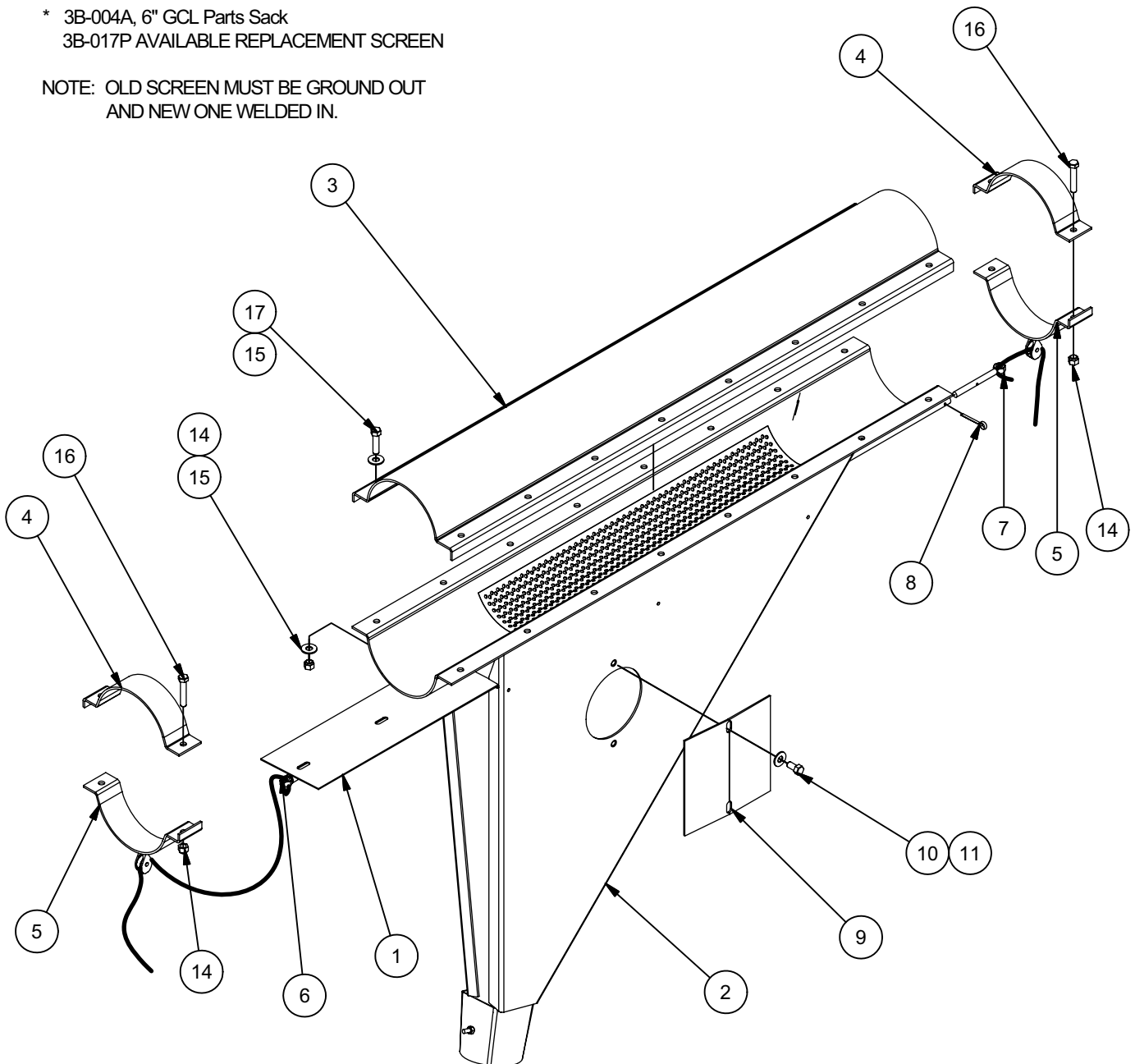


6" GRAIN CLEANER (3B-001A)

ITEM	DESCRIPTION	QTY	PART NO.	ITEM	DESCRIPTION	QTY	PART NO.
1	6" Slide Gate Wld	1	3B-018W	11	Capscrew, Hx, 3/8-16 X 3/4 Gr. 5	2	F-1015-23
2	6" Base Unit Wld	1	3B-009W				
3	6" Half Band	1	3B-002P	* A	Hardware Sack 6" GLC	1	3B-023A
* 4	Half Band	2	222-079P	12	Capscrew, Hx, 1/4-20 X 4-1/2 Gr. 5	1	F-1020-02
* 5	Half Band Wld	2	265-008W	13	Nut, Hx Znc Pltd, 1/4-20 Nyloc	1	F-1005-01
* 6	1/8" Wire Rope, 25'L & Clamps	2	264-013A	14	Locknut, Hex, 3/8-16 w/ Nyloc	22	F-1239
7	Pin Weldment	1	3-021W	15	Washer, Flat, Std, Steel, 3/8"	28	F-1009-03
8	Cotter Pin, 1/8 X 1-1/2	1	H-1376	16	Capscrew, Hx, 3/8-16 X 2 Gr. 5	9	F-1073
9	Cover Plate	1	37-018P	17	Capscrew, Hx, 3/8-16 X 1-1/2 Gr. 5	14	F-1015-27
10	Washer, Flat, Std, Steel, 3/8"	10	F-1009-03				

* 3B-004A, 6" GCL Parts Sack
3B-017P AVAILABLE REPLACEMENT SCREEN

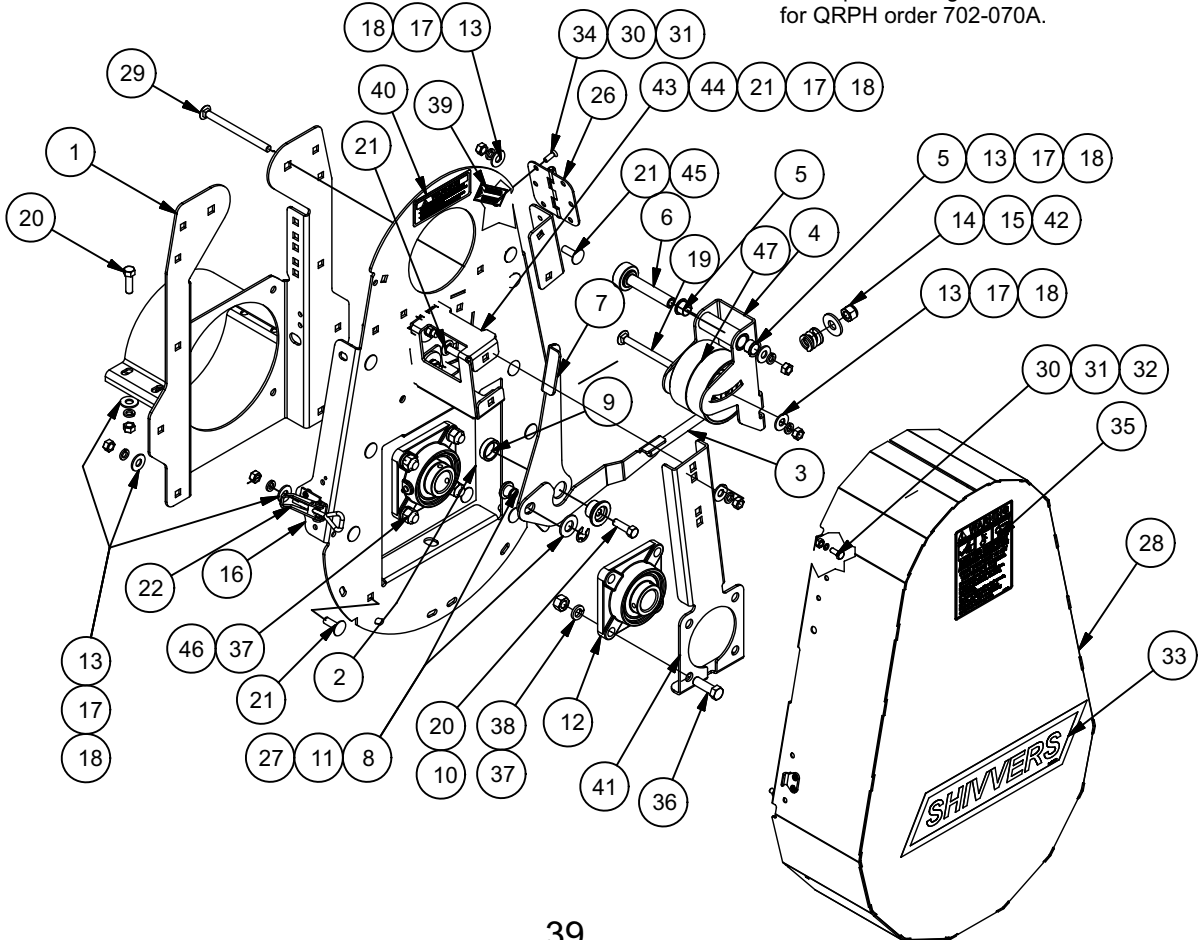
NOTE: OLD SCREEN MUST BE GROUND OUT
AND NEW ONE WELDED IN.



8" QUICK RELEASE POWERHEAD (702B-001A)

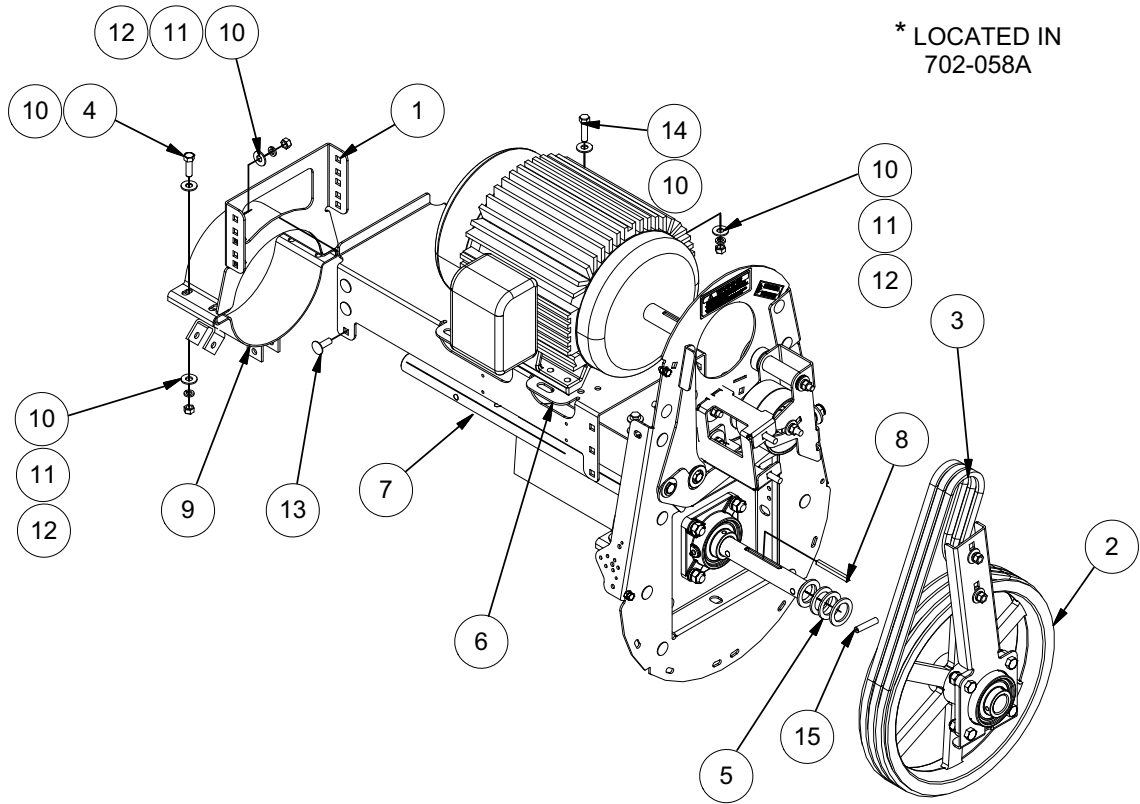
ITEM	NUMBER	DESCRIPTION	ITEM	NUMBER	DESCRIPTION
1	702-014W	Frame Channel Weldment, 8"	(25)	F-1071	Flat Washer, #10 (for Latch)
2	702-012P	Bearing Mount Plate, QRPH	26	H-2712	Hinge, 3.5 x 3.5
3	702-016W	QRPH: Tensioning Linkage Weldment	27	F-1940	Washer, Flat, 5/8 Type A
4	702-021W	CFTA QRPH Idler Arm Widt.	28	702-128A	QRPH: Belt Shield Body w/Decals
5	D-3730	Flanged Bushing, 5/8 Bore	29	F-2107	3/8-16 x 5" Carriage Bolt
6	702-024P	CFTA QRPH Idler Arm Pintle	30	F-1019-01	1/4" LockWasher
7	702-029P	CFTA QRPH Tens. Arm	31	F-1011-01	1/4-20 Plain Nut
8	702-033P	CTFA QRPH Tens. Arm Pin	32	F-1015-02	1/4-20 x 5/8" Capscrew
9	702-034P	CFTA QRPH Tens. Arm Pivot Bushing	33	P-8427	Decal, SHIVERS, Med
10	702-035P	CFTA QRPH Tens. Arm Pivot	34	F-2109	Screw, 1/4-20 x 3/4", Flat Head
11	F-1595	E-Ring	35	P-10223	Decal, Warning Rot. Equip.
12	D-2002-02	Bearing Flange 1-1/4 Bore	36	F-1526	1/2-13 x 1-1/2" Capscrew
13	F-1009-03	3/8" Flat Washer	37	F-1011-05	Hex Nut, 1/2-13
14	F-1378	1/2" Nyloc Nut	38	F-1464	1/2" Lockwasher
15	F-1009-05	1/2" Flat Washer	39	P-12849	Decal, Rotation
16	423-417-001A	Back Plate w/Decals and Bracket	40	P-10935	Decal, WARNING
17	F-1019-03	3/8" Lockwasher	41	702-037P	Bearing Mount Arm, RH
18	F-1011-03	3/8-16 Hex Nut	42	H-2702	Die Spring, 1"OD x 1/2"ID x 1"L
19	F-2094	Carriage Bolt, 3/8-16 x 4"	43	702-121P	QRPH: Bearing Mount Brkt, CW
20	F-1307	3/8-16 x 1-1/4" Capscrew	44	609-034P	Spindle Spacer Washer
21	F-1274	3/8-16 X 1" Carriage Bolt	45	702-142P	Hinge Bracket
22	H-2412	Door Latch Kit	46	F-1965	1/2-13 X 1 1/2" Carriage Bolt
(23)	F-1993	Screw, 10-32 x 5/8 (for Latch)	47	702-147A	Flat Idler Pulley/Bearing Assembly
(24)	F-1448	Locknut, 10-32 (for Latch)			

For separate Hinge, Latch Kit for QRPH order 702-070A.



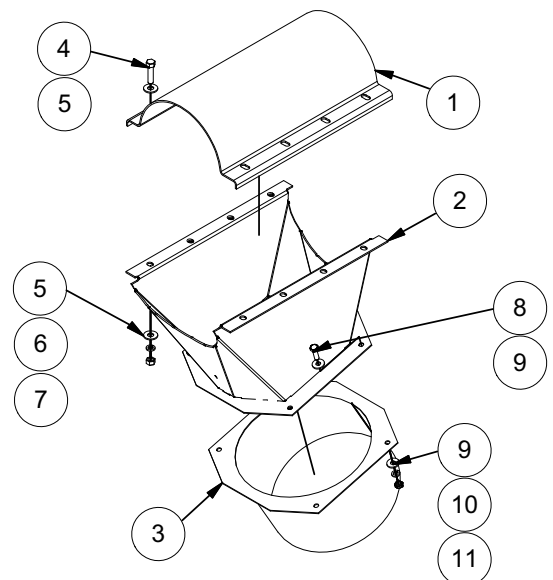
8" QRPH MOTOR MOUNT 702B-001A (Cont'd)

ITEM	NUMBER	DESCRIPTION	ITEM	NUMBER	DESCRIPTION
1	702-032W	QRPH REAR FRAME WELDMENT, 8"	9	397-002W	TRIPLE-EAR HALF BAND WLDT
2	D-3837	3 GROOVE 14.75" (NOM 15") PULLEY	A	702-057A	HARDWARE SACK
3	D-3863	V-BELT, COGGED, BX62, POLYCORD	10	F-1009-03	3/8" FLAT WASHER
4	F-1307	3/8-16 X 1-1/4" CAPSCREW	11	F-1019-03	3/8" LOCKWASHER
* 5	F-8003-02	WASHER, 1.875 X 1.281	12	F-1011-03	3/8"-16 HEX NUT
6	702-025P	CFTA/QR MOTOR MOUNT BRACKET	13	F-1274	3/8-16 X 1" CARRIAGE BOLT
7	702-164A	FLIPPER SHAFT ASSEMBLY	14	F-1015-28	3/8-16 X 1-1/2" CAPSCREW
8	702-071P	KEY, 1/4 X 1/4 X 2.75"	15	F-1036-47	3/8" X 1.75" ROLL PIN



8" SPOUT ASSEMBLY 273I-001A

ITEM	NUMBER	DESCRIPTION
1	273-096P	Half Band, 8" X 15 1/2"
2	273-114W	C-Flo/TA Auger: 8" 15D Spout Body
3	273-117W	CFTA 10" Spout Tube Wldt.
4	F-1015-27	3/8-16 x 1-1/2" Capscrew
5	F-1009-03	3/8" Flat Washer
6	F-1019-03	3/8" Lockwasher
7	F-1011-03	3/8-16 Hex Nut
8	F-1015-15	5/16-18 x 1" Capscrew
9	F-1009-02	5/16" Flat Washer
10	F-1011-02	5/16-18 Nut
11	F-1019-02	5/16" LockWasher

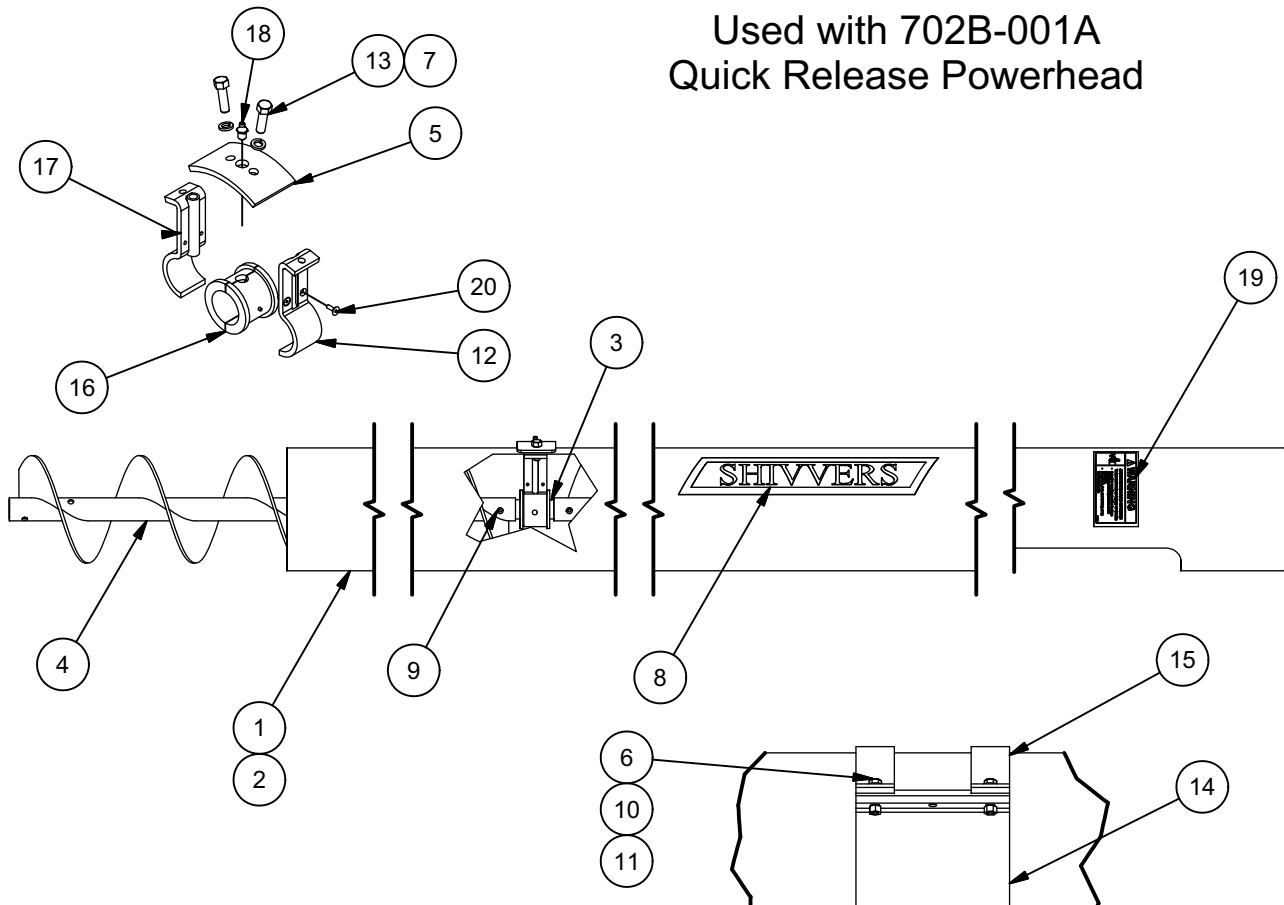


8" BASIC TRANSFER AUGER ASSEMBLY WITH SPLIT HANGER BEARINGS

704A-001A (20')
704B-001A (40')

	704A	704B		
ITEM	QTY 20'	QTY 40'	NUMBER	DESCRIPTION
1	1		704A-005A	CFTA Basic Hsg Tube: 8" x 20'w/Decals
2	1	1	704B-005A	CFTA Basic Hsg. Tube, 8" x 40'w/Decals
3	1	3	687-005P	Connector Shaft, Hanger Bearing Auger
4	2	4	687B-002W	8" Ext. Flite Weldment, 117 1/2"
5	1	3	698-009P	Top Plate Hanger Bearing
6	4	12	F-1015-27	3/8-16 x 1-1/2" Capscrew
7	2	6	F-1019-03	3/8" Lockwasher
8	1	1	P-8427	Decal, Shivvers, Large
9	4	12	F-1036-47	3/8 x 1-3/4" Roll Pin
10	4	12	F-1009-03	3/8" Flat Washer
11	4	12	F-1239	3/8 Locknut
12	1	3	698-004P	Hanger Bracket, Front
13	2	6	F-1394	3/8-16 x 1" Capscrew
14	1	3	688-013P	Half Band, 8 in X 8"L
15	2	6	688-012P	Half Band, 8 in X 2"L
16	1	3	704-004P	Wood Bearing with Grease Hole
17	1	3	698-007W	Hanger Bracket Weldment
18	1	3	H-1010-07	Grease Fitting, 1/8 NPT
19	1	1	P-8792	Decal, Warning Auger Discharge
20	2	6	F-2074	FHCS, 10-32 x 1/2"

Used with 702B-001A
Quick Release Powerhead

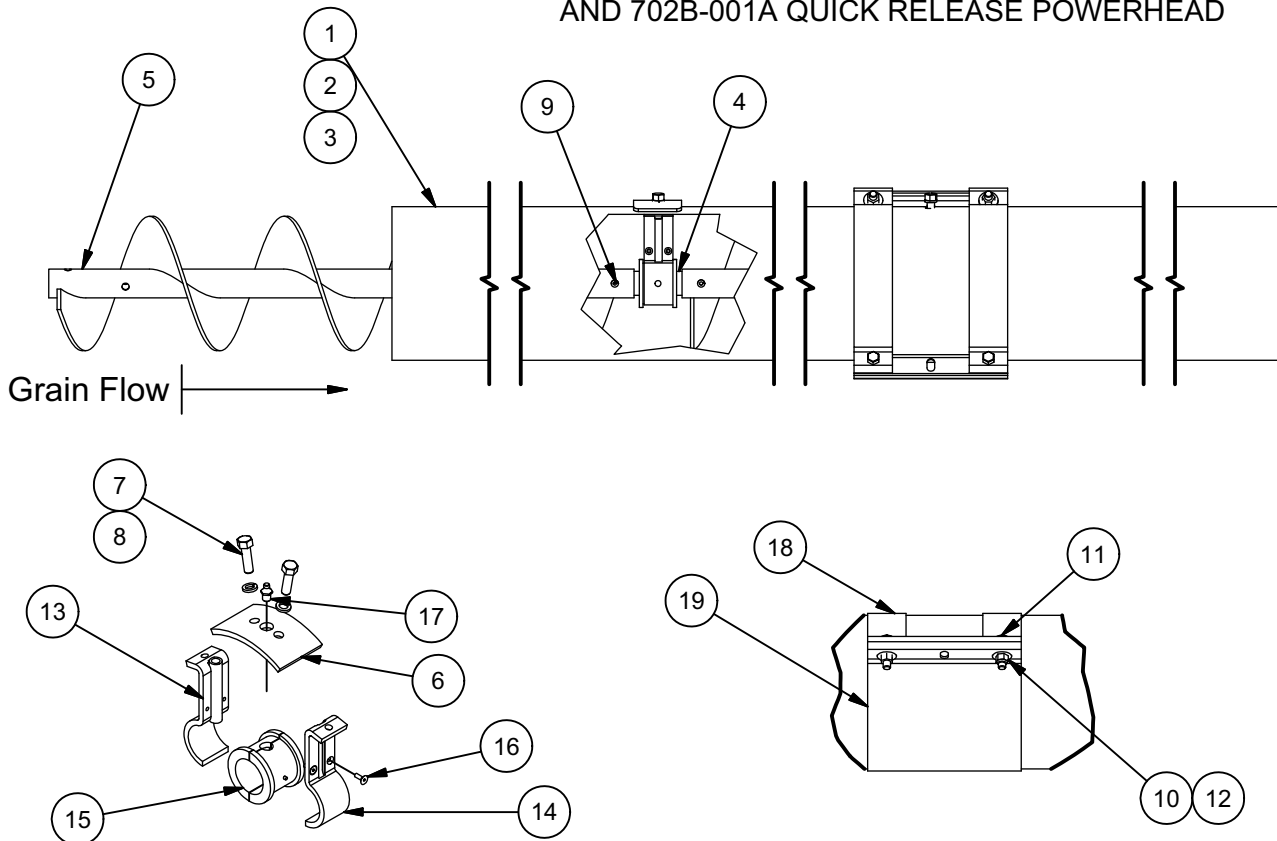


8" TRANSFER AUGER EXTENSION WITH SPLIT HANGER BEARINGS

704C-001A (10') 704D-001A (20') 704E-001A (40')

	704C	704D	704E		
ITEM	QTY 10'	QTY 20'	QTY 40'	NUMBER	DESCRIPTION
1	1			704C-003P	8" Tube, (12ga) (10'L) Extension
2		1		704D-003P	8" Tube, (12ga) (20'L) Extension
3			1	704E-003P	8" Tube, (12ga) (40'L) Extension
4	1	2	4	687-005P	Connector Shaft, 8" Hanger Bearing Auger
5	1	2	4	687B-002W	8" Ext. Flite Weldment
6	1	2	4	698-009P	TOP PLATE, HU HANGER BEARING
7	2	4	8	F-1394	3/8-16 x 1" Capscrew
8	2	4	8	F-1019-03	3/8" Lockwasher
9	2	6	13	F-1036-47	3/8 x 1-3/4" Roll Pin
10		8	12	F-1239	3/8 Locknut
11		8	12	F-1015-27	3/8-16 x 1-1/2" Capscrew
12		8	12	F-1009-03	Flat Washer, 3/8
13	1	2	4	698-007W	HU Hanger Bracket Weldment
14	1	2	4	698-004P	HU Hanger Bracket, Front
15	1	2	4	704-004P	Greasable Wood Bearing
16	2	4	8	F-2074	10-32 x 1/2" Flat Head Screw
17	1	2	4	H-1010-07	Grease Fitting, 1/8 NPT
18		4	6	688-012P	Half Band, 8" x 2"L
19		2	3	688-013P	Half Band, 8" x 8"L
20	1	1	1	688-012P	Half Band, 8 in X 2"
21	1	1	1	688-014P	Half Band, 8 in X 33'L
22	1	1	1	688-015P	Half Band, 8 in X 39' L

USED WITH 704 BASIC ASSEMBLIES
AND 702B-001A QUICK RELEASE POWERHEAD

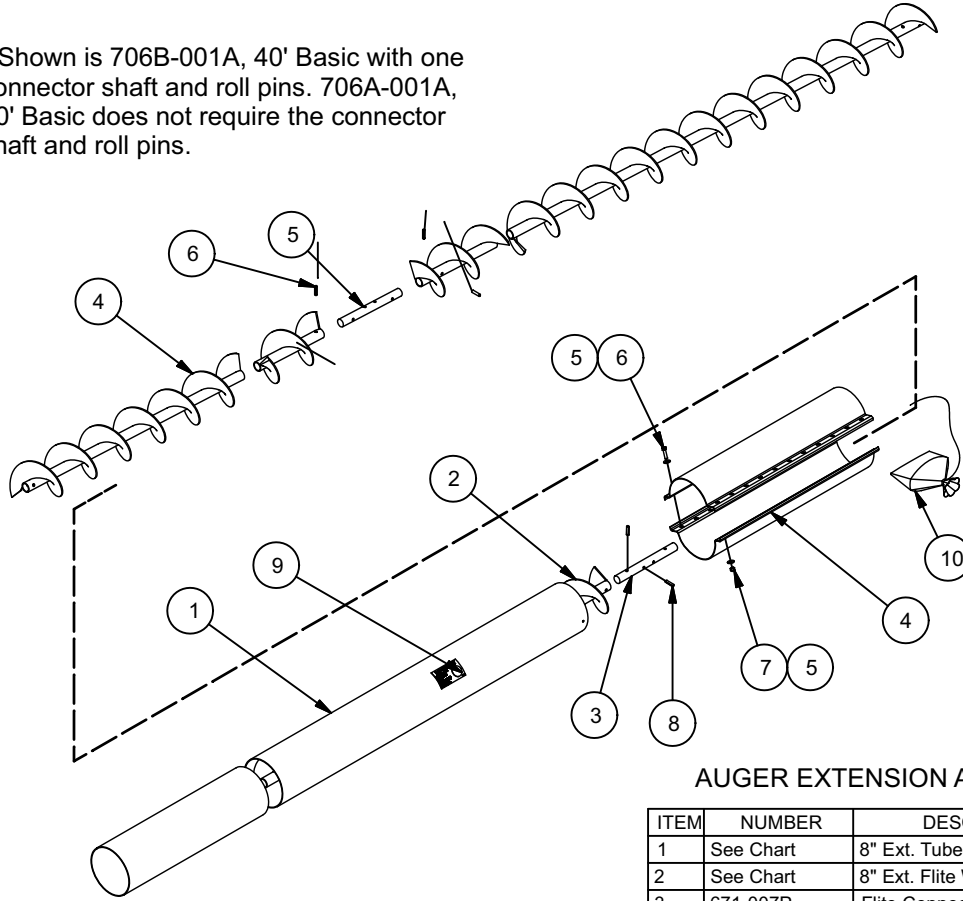


8" BASIC TRANSFER AUGER
 706A-001A (20'L)
 706B-001A (40'L)

8" AUGER EXTENSION
 706C-001A (10') 706D-001A (20')
 706E-001A (40') 706F-001A (5')

Non-Hanger Bearing Style Used with
 702B-001A Quick Release Powerhead

* Shown is 706B-001A, 40' Basic with one connector shaft and roll pins. 706A-001A, 20' Basic does not require the connector shaft and roll pins.



AUGER EXTENSION ASSEMBLY

ITEM	NUMBER	DESCRIPTION
1	See Chart	8" Ext. Tube
2	See Chart	8" Ext. Flite Weldment
3	671-007P	Flite Connector Shaft
4	688-014P	Half Band, 8 in X 33"L
5	F-1009-03	3/8" Flat Washer
6	F-1015-27	3/8-16 x 1-1/2" Capscrew
7	F-1239	3/8 Locknut
8	F-1036-46	3/8 x 1.5" Roll Pin
9	P-7247	Decal ,Important Auger Flite
10	706-010A	Hardware Sack

BASIC AUGER ASSEMBLY

ITEM QTY	NUMBER	DESCRIPTION
1	706A-011A	8" Basic Tube (20'L)w/Decals
	706B-011A	8" Basic Tube (40'L)w/Decals
2	P-8792	Decal, Warning Auger Discharge
2	P-12632	Decal, Shivvers
*	671C-002W	8" Ext. Flite Weldment
*	671-007P	Flite Connector Shaft
*	F-1036-46	3/8 x 1.5" Roll Pin

Item #	Description	Flite Wldt.	Tube
706A-001A	8-IN Basic Assy, 20FT	671C-002W	706A-011A
706B-001A	8-IN Basic Assy, 40FT	671C-002W (2)	706B-011A
706C-001A	8-IN Extn. Assy, 10FT	671B-002W	671B-005P
706D-001A	8-IN Extn. Assy, 20FT	671C-002W	671C-005P
706E-001A	8-IN Extn. Assy, 40FT	671A-002W (2)	671D-005P
706F-001A	8-IN Extn. Assy, 5FT	671A-002W	671A-005P

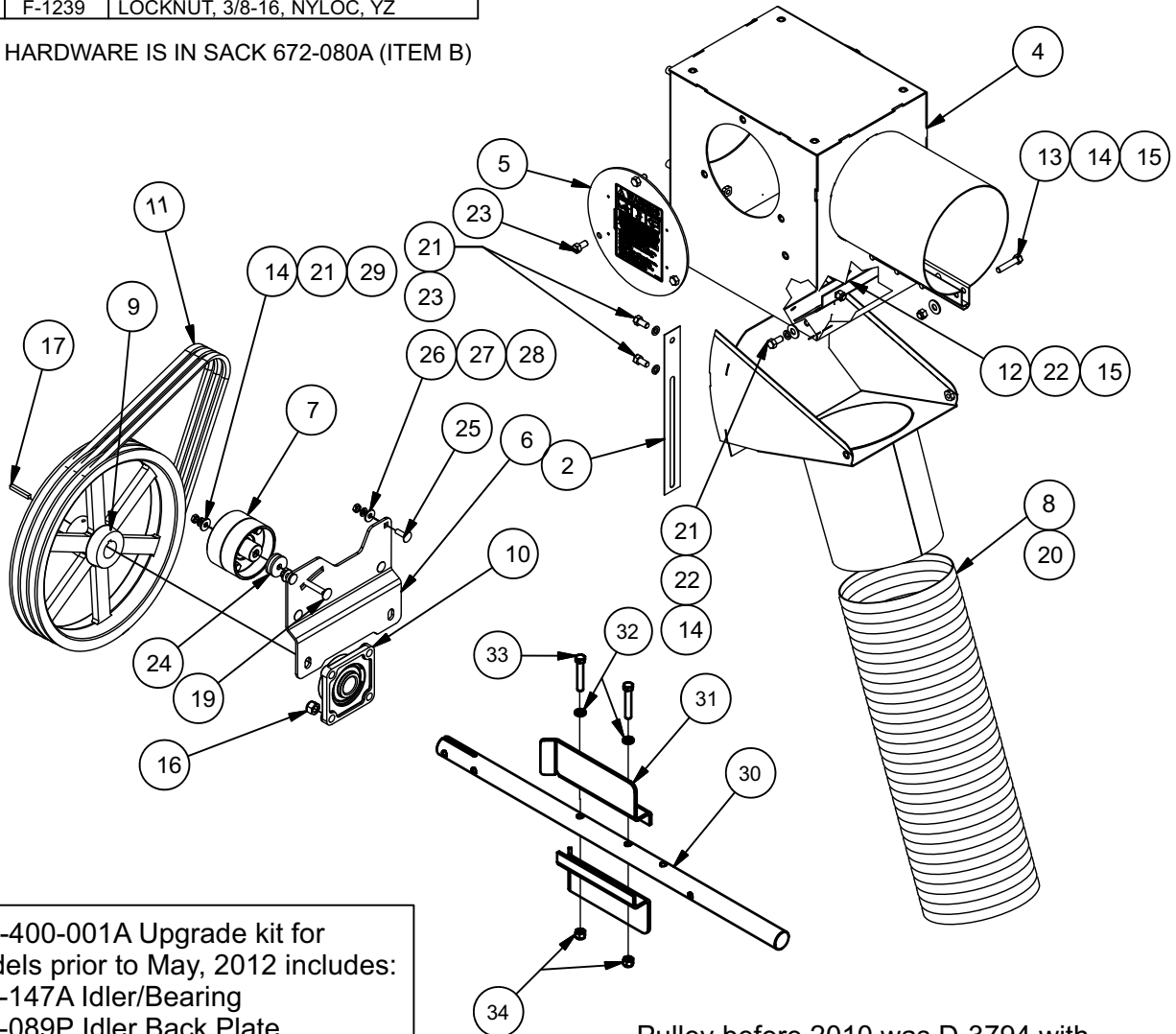
8" TRANSFER AUGER POWERHEAD (672A-001A) Used with Jumpster (Page 46)

ITEM	QTY	NUMBER	DESCRIPTION
1	1	672-017W	Tilt Spout
2	1	672-033P	Power Head Tilt Strap
3	1	672-028W	Power Head Bearing Plate
4	1	672-016W	Power Head
5	2	672-035P	Inspection Plate
6	1	672-089P	Idler Back Plate
7	1	702-147A	Idler/Bearing Assembly
8	1	ST-9254	Flex Tube, 8" ID X 24" L
9	1	423-386-001A	3 Groove 15 1/4"OD Pulley
10	1	D-2002-02	Bearing Flange 1-1/4 Bore
11	3	D-3765	Belt BX x 57
12	1	672-083P	Inner Angle

ITEM	QTY	NUMBER	DESCRIPTION
A	1	672-111A	CFTA,8IN: FLIPPER SHAFT ASSY
30	1	672-012P	CFTA,8IN: FLIPPER SHAFT(FOR 672A)
31	2	672-112P	FLIPPER, (FOR 672A)
32	2	F-1019-03	LOCKWASHER, 3/8 HVY SPRING
33	2	F-1268	HHCS, 3/8-16 X 2-1/4", YZ, GR8
34	2	F-1239	LOCKNUT, 3/8-16, NYLOC, YZ

ITEM	QTY	NUMBER	DESCRIPTION
B	1	672-080A	Hardware Sack, 672A-001A
13	4	F-1015-28	3/8-16 x 1-3/4" Capscrew
14	7	F-1009-03	3/8" Flat Washer
15	8	F-1239	3/8 Locknut
16	8	F-1378	1/2" Nyloc Nut
17	1	249Z-018P	Key, 1/4" SQ x 1 3/4"L
18	2	F-1073	3/8-16 x 2" Capscrew
20	6	F-1231	Self Tapping Screw #8 X 1/2"
21	3	F-1019-03	3/8" Lockwasher
22	2	F-1008-23	3/8-16 x 3/4" Carriage Bolt
23	10	F-1015-23	3/8-16 x 3/4" Capscrew
24	2	609-034P	Spacer Washer
25	4	F-1269	5/16-18 x 1 Carriage Bolt
26	4	F-1019-02	5/16 Lockwasher
27	4	F-1009-02	5/16 Flat Washer
28	4	F-1011-02	5/16 Plain Nut
29	1	F-1011-03	3/8-16 Plain Nut

NOTE: HARDWARE IS IN SACK 672-080A (ITEM B)



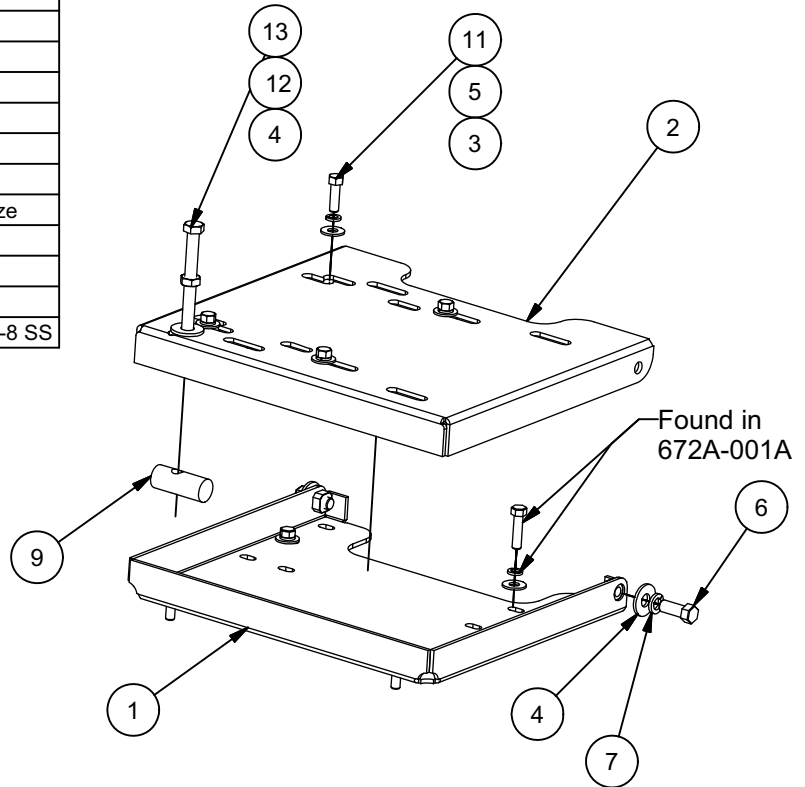
423-400-001A Upgrade kit for models prior to May, 2012 includes:
702-147A Idler/Bearing
672-089P Idler Back Plate
D-3765 (Bx57) Belts
and hardware

Pulley before 2010 was D-3794 with Bushing D-3795; Belts were D-3003-11 before 2012.

8" MOTOR MOUNT (672G-001A)

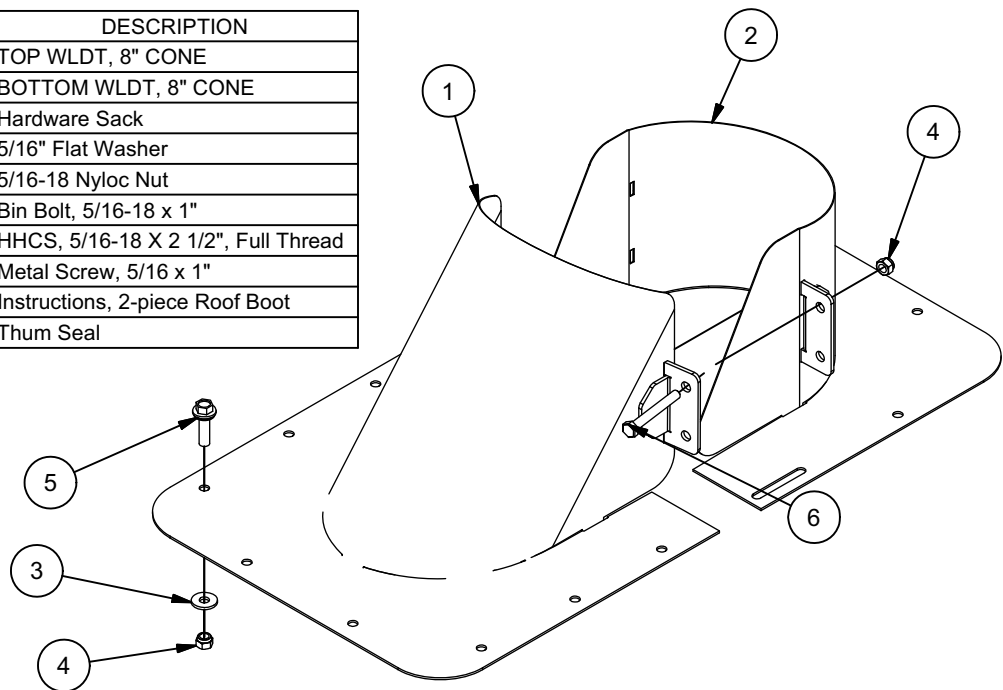
ITEM	QTY	NUMBER	DESCRIPTION
1	1	672-026W	Bottom Motor Mount
2	1	672-027P	Top Motor Mount
A	1	672-036A	Parts Sack
3	12	F-1009-03	3/8" Flat Washer
4	3	F-1009-05	1/2" Flat Washer
5	4	F-1019-03	3/8" Lockwasher
6	2	F-1386	1/2-13 x 1-1/4" Capscrew
7	2	F-1464	1/2" Lockwasher
9	1	672-029P	Motor Adjuster Nut, Bronze
10	4	F-1239	3/8 Locknut
11	4	F-1307	3/8-16 x 1-1/4" Capscrew
12	1	F-2117	Hex Nuts 1/2-13, Brass
13	1	F-2118	1/2-13 x 6" Capscrew, 18-8 SS

423-401-001A Upgrade Kit for Adjuster Hardware Includes:
 1/2 x 6" Stainless Steel Capscrew
 Bronze Motor Adjuster Nut
 1/2" Brass Nut
 1/2" Washer



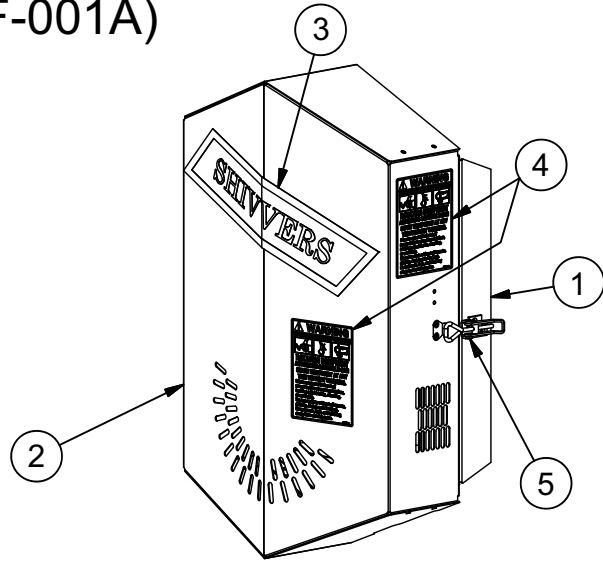
8" 2 PIECE ROOF BOOT 423-374-001A

ITEM	QTY	NUMBER	DESCRIPTION
1	1	273-079W	TOP WLDT, 8" CONE
2	1	273-080W	BOTTOM WLDT, 8" CONE
A	1	273-092A	Hardware Sack
3	12	F-1009-02	5/16" Flat Washer
4	16	F-1005-02	5/16-18 Nyloc Nut
5	12	F-1027-02	Bin Bolt, 5/16-18 x 1"
6	4	F-1536	HHCS, 5/16-18 X 2 1/2", Full Thread
	12	F-2024	Metal Screw, 5/16 x 1"
-	1	P-12428	Instructions, 2-piece Roof Boot
-	1.5	H-1374	Thum Seal



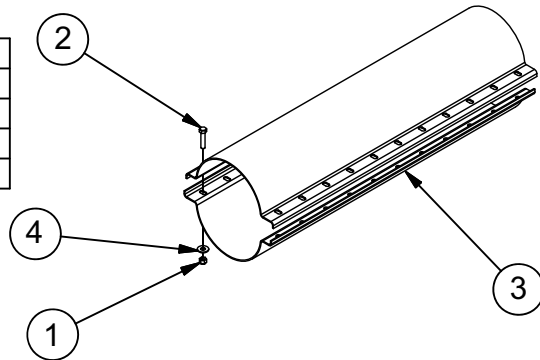
JUMPSTER AUGER BELT SHIELD (only) (672F-001A)

ITEM	QTY	NUMBER	DESCRIPTION
1	1	672-039W	Inner Belt Shield
2	1	225-080A	Belt Shield Door
3	1	P-8427	Decal, Shivers
4	2	P-10223	Decal, Warning Rot. Equip.
5	2	H-2412	Door Latch Kit



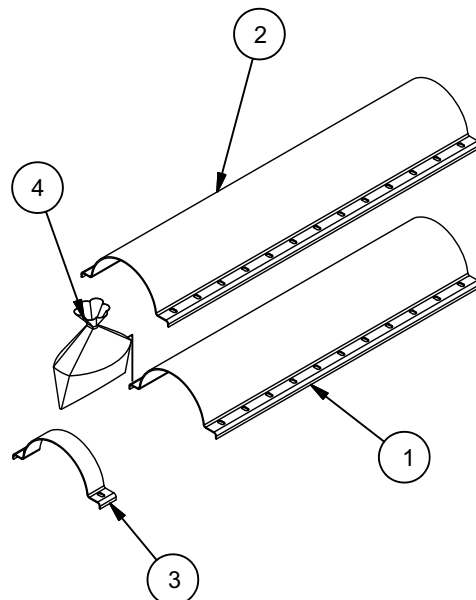
8" x 33" TRANSFER AUGER HALF BANDS (672I-001A) (Non-Hanger Bearing)

ITEM	QTY	NUMBER	DESCRIPTION
1	22	F-1239	3/8 Locknut
2	22	F-1015-28	3/8-16 x 1-3/4" Capscrew
3	2	688-014P	Half Band, 8 in X 33"L
4	22	F-1009-03	3/8" Flat Washer



TRANSFER AUGER BASIC/EXTENSION HALFBANDS (688-016A) (Hanger Bearing)

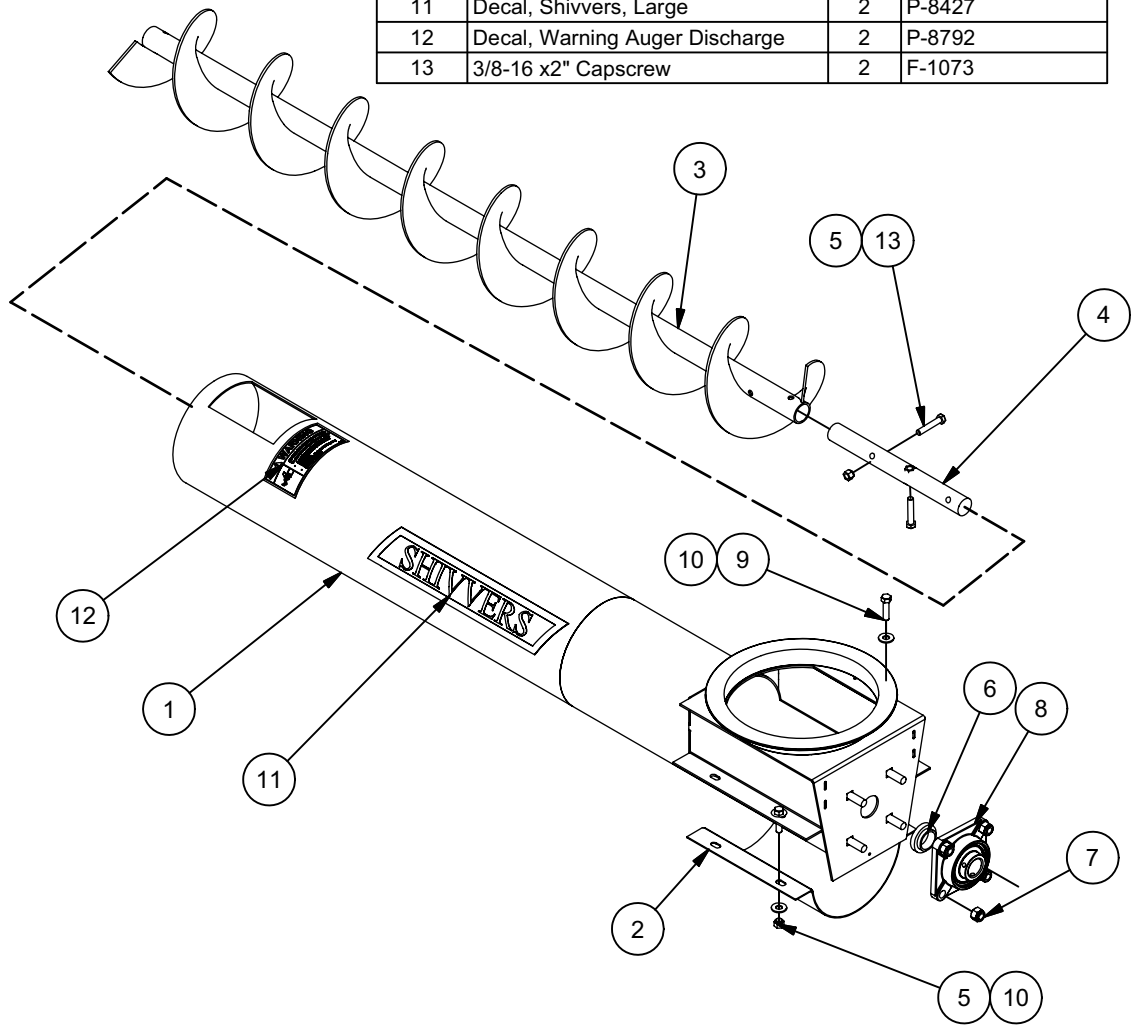
ITEM	QTY	NUMBER	DESCRIPTION
1	1	688-014P	Half Band, 8 in X 33"L
2	1	688-015P	Half Band, 8 in X 39"L
3	1	688-012P	Half Band, 8 in X 2"
4	1	688-006A	Hardware Sack
	20	F-1015-27	3/8-16 x 1-1/2" Capscrew
	20	F-1009-03	3/8" Flat Washer
	20	F-1239	3/8 Locknut
	2	F-1036-47	3/8 x 1 3/4" Roll Pin



8" JUMPSTER AUGER ASSEMBLY 671 (A-C)-001A

Used with 672A-001A Transfer Auger Powerhead
And 671(I-L)-001A 8" Non-Hanger Bearing
Transfer Auger Extensions

ITEM	DESCRIPTION	QTY	PART NUMBER
1	8" Basic Tube Weldment	1	See Chart
2	8" TA. Half Band W/Decal	1	671-025A
3	8" Ext. Flite Weldment	1	See Chart
4	Stub Connector Shaft, 1 1/4 X 12"L	1	671-014P
5	3/8 Locknut	6	F-1239
6	Transition Bearing Spacer	1	671-010P
7	1/2" Locknut	4	F-1378
8	Bearing Flange 1-1/4 Bore	1	D-2002-02
9	3/8-16 x 1-1/2" Capscrew	4	F-1015-27
10	3/8" Flat Washer	8	F-1009-03
11	Decal, Shivvers, Large	2	P-8427
12	Decal, Warning Auger Discharge	2	P-8792
13	3/8-16 x 2" Capscrew	2	F-1073



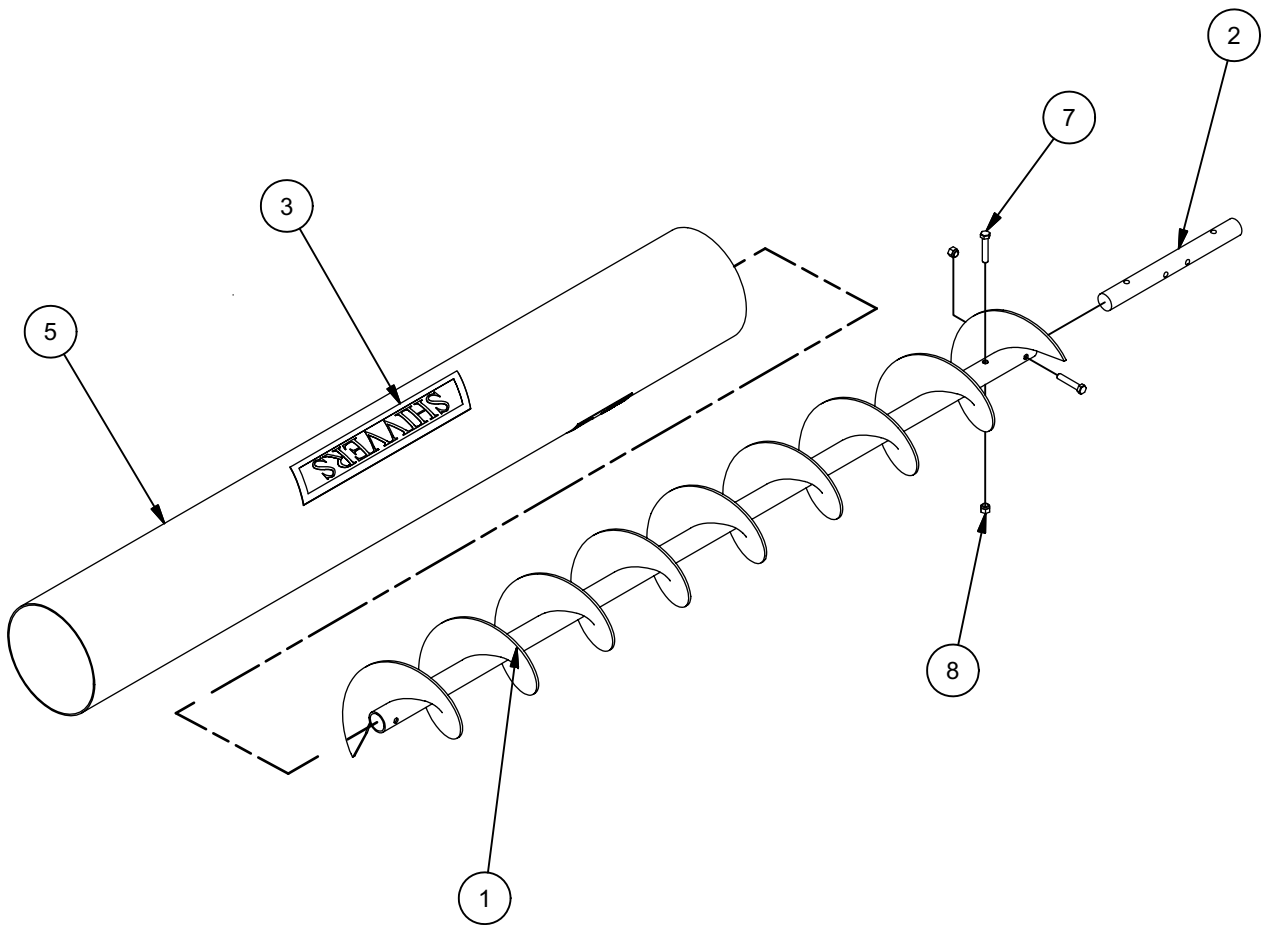
Part Number	Length of Tube	Flite	Tube w/Decals
671A-001A	5'	671A-002W	671A-023A
671B-001A	10'	671B-002W	671B-023A
671C-001A	20'	671C-002W	671C-023A

8" TRANSFER AUGER EXTENSION

671(I-L)-001A

(Non-Hanger Bearing Style)
(Used with 672A-001A Powerhead)

ITEM	QTY	PART NUMBER	DESCRIPTION
1	See Chart	See Chart	8" Ext. Flite Weldment
2	See Chart	671-007P	Flite Connector Shaft, 1 1/4 X 12"L
3	2	P-8427	Decal, Shivvers, Large
5	1	671(A-D)-005P	8" Ext. Tube (12ga)
6	1	P-7247	Decal, Important, Auger Fliting
7	See Chart	F-1073	3/8-16 X 2" Capscrew
8	See Chart	F-1239	3/8 Locknut

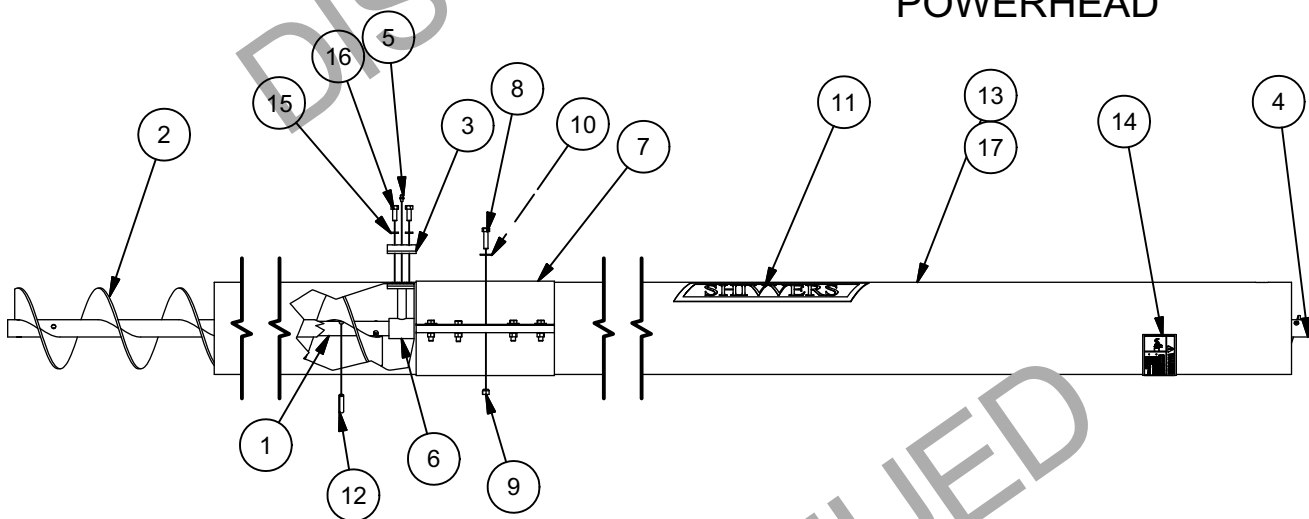


Part Number	Tube Length	Tube (#5)	Flite(Qty) (#1)	671-007P(Qty) (#2)	F-1073(Qty) (#7)	F-1239(Qty) (#8)
671I-001A	5'	671A-005P	671A-002W(1)	1	2	2
671J-001A	10'	671B-005P	671B-002W(1)	1	2	2
671K-001A	20'	671C-005P	671C-002W(1)	1	2	2
671L-001A	40'	671D-005P	671C-002W(2)	2	6	6

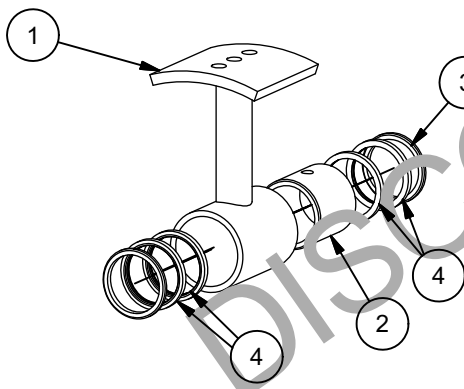
8" TRANSFER AUGER ASSEMBLY W/BRONZE HANGER BEARINGS 687A-001A (20') 687B-001A (40')

ITEM	Qty 20'	Qty 40'	NUMBER	DESCRIPTION
1	1	3	687-005P	Connector Shaft, 8" Hanger Bearing Auger
2	1	3	687B-002W	8" Ext. Flite Weldment
3	1	3	687-008P	Top Plate 8" Hanger Bearing
4	1	1	687A-002W	8" Flite Weldment
5	1	3	H-1056	1/4" Grease Fitting
6	1	3	687-007A	8" Transfer Auger Hanger Bearing Assembly
7	1	3	243-006P	8" Sleeve
8	5	15	F-1015-27	3/8-16 x 1-1/2" Capscrew
9	5	15	F-1239	3/8 Locknut
10	5	15	F-1009-03	3/8" Flat Washer
11	2	2	P-8427	Decal, SHIVERS, Large
12	6	14	F-1036-47	3/8 x 1.75" Roll Pin
13	1	0	687A-003P	8" Basic Tube, Hanger Bearing, (12ga) (20'L)
14	2	2	P-8792	Decal, Warning Auger Discharge
15	2	6	F-1019-03	3/8" Lockwasher
16	2	6	F-1394	3/8-16 x 1" Capscrew
17	0	1	687B-003P	8" Basic Tube, Hanger Bearing, (12 Ga) (40'L)

**USED WITH 672A-001A
POWERHEAD**



HANGER BEARING ASSEMBLY 687-007A



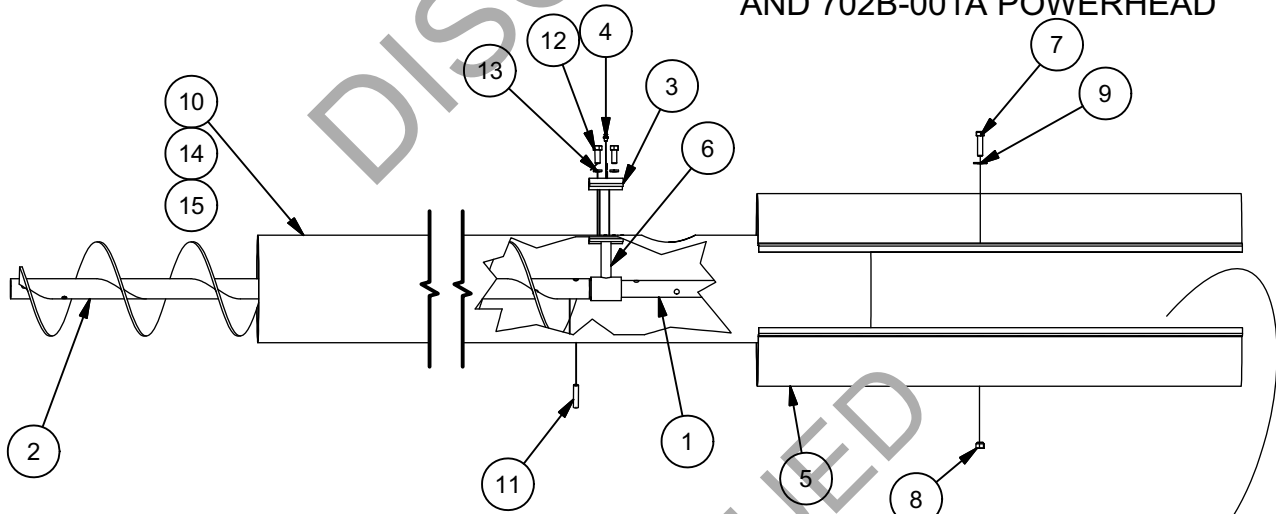
ITEM	QTY	NUMBER	DESCRIPTION
1	1	687-015W	Hanger Bearing Weldment
2	1	687-009P	8" Hanger Bearing Bronze Bushing
3	2	687-011P	CF/TA 8" Bronze Shield Ring
4	4	D-7001-13	Oil Seal: 1.25" ID X 1.5" OD X 0.125" W

8" TRANSFER AUGER EXTENSION W/BRONZE HANGER BEARINGS

687C-001A (10') 687D-001A (20') 687E-001A (40')

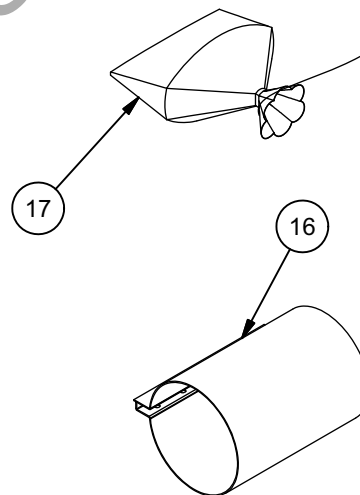
ITEM	QTY (10')	QTY (20')	QTY (40')	NUMBER	DESCRIPTION
1	1	2	4	687-005P	Connector Shaft, 8" Hanger Bearing Auger
2	1	2	4	687B-002W	8" Ext. Flite Weldment
3	1	2	4	687-008P	Top Plate 8" Hanger Bearing
4	1	2	4	H-1056	1/4" Grease Fitting
5	2	2	2	672-008P	36" X 8" T.A. Half Band
6	1	2	4	687-007A	8" Hanger Bearing Assembly (See page 48)
7	6	11	21	F-1015-27	3/8-16 x 1-1/2" Capscrew
8	6	11	21	F-1239	3/8 Locknut
9	6	11	21	F-1009-03	3/8" Flat Washer
10	1	0	0	687C-003P	8" Ext. Tube (12ga), 10'L
11	2	6	14	F-1036-47	3/8 x 1-3/4" Roll Pin
12	2	4	8	F-1394	3/8-16 x 1" Capscrew
13	2	4	8	F-1019-03	3/8" Lockwasher
14	0	1	0	687D-003P	8" Ext. Tube (12 Ga) 20'L
15	0	0	1	687E-003P	8" Ext. Tube (12 Ga) 40'L
16	0	1	3	243-006P	8" Sleeve
17	1	1	1	687-006A	Hardware Sack

FOR USE WITH 687 BASIC ASSEMBLIES
AND 702B-001A POWERHEAD



HARDWARE SACK 687-006A

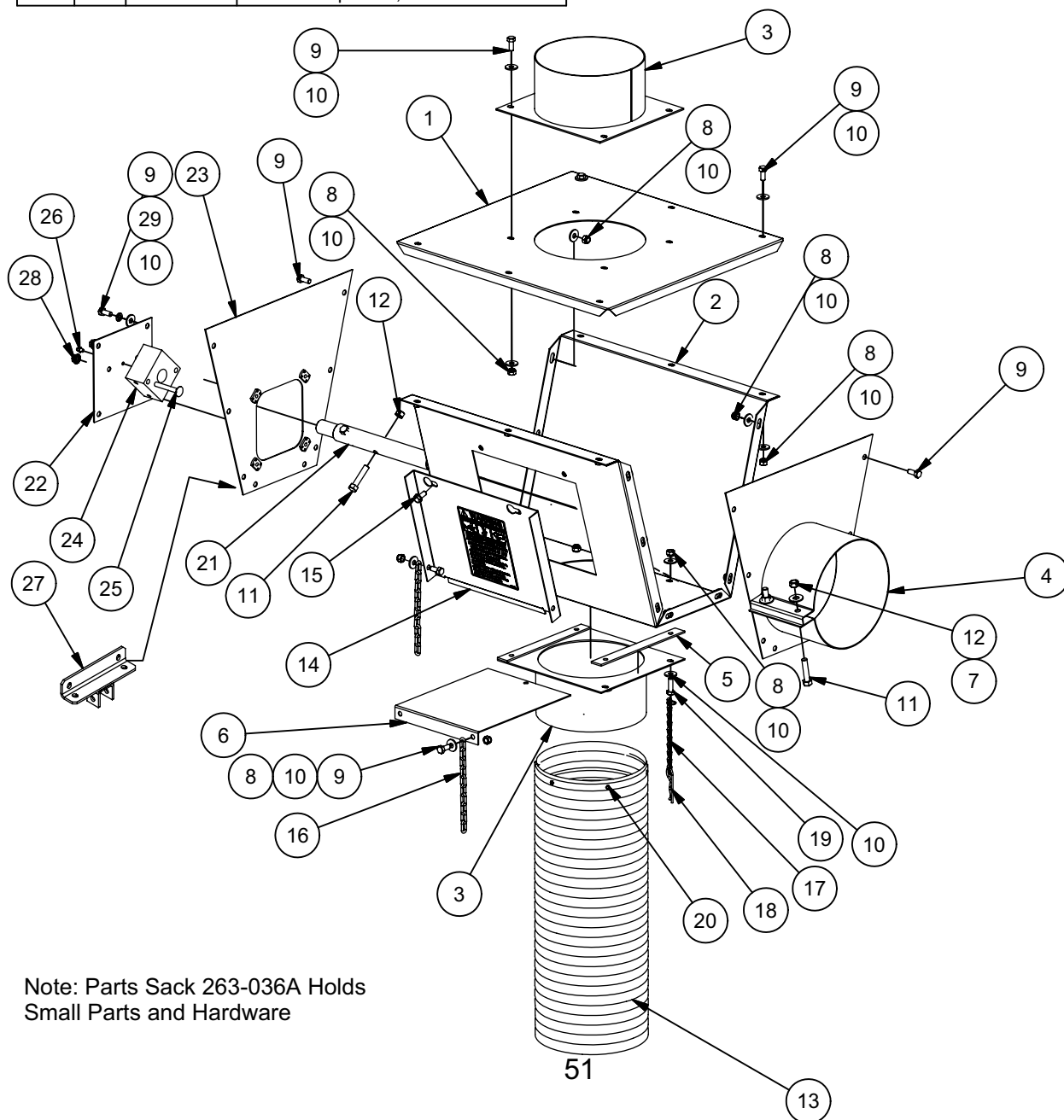
QTY	NUMBER	DESCRIPTION
1	B-2033-2	Burlap Bag, 8 x 12"
1	B-2030	6 X 8 SACK
18	F-1015-27	3/8-16 x 1-1/2" Capscrew
18	F-1009-03	3/8" Flat Washer
18	F-1239	3/8 LOCKNUT
2	F-1036-47	3/8 x 1.75" Roll Pin



8" SUPER HOPPER ASSEMBLY (263C-001A)

(For use with 2-Sweep Drying Systems)

ITEM	QTY	NUMBER	DESCRIPTION	ITEM	QTY	NUMBER	DESCRIPTION
1	1	263-013P	Super Hopper Lid	16	2	222-031P	Chain, 13"L x #1/0
2	1	263-010P	Super Hopper Body	17	1	H-2102	Sash Chain with Ring
3	2	263-015W	Super Hopper Inlet Weldment	18	1	F-1469	Pin, Cotter 1/8 X 2-1/2"
4	1	263-023W	Super Hopper Sleeve End 8"	19	4	F-1015-15	5/16-18 x 1" Capscrew
5	2	263-019P	Super Hopper Gate Shim	20	6	F-1231	Screw #8 X 1/2"
6	1	263-020P	Super Hopper Gate	21	1	672-005P	Stub Shaft, Super Hopper
7	4	F-1009-03	3/8" Flat Washer	22	1	263-041P	Bearing Plate
8	32	F-1005-02	5/16-18 Nyloc Nut	23	1	263-026P	End Plate Weldment
9	32	F-1546	5/16-18 x 3/4" Capscrew	24	1	262-014P	Bearing, UHMW
10	48	F-1009-02	5/16" Flat Washer	25	2	F-1707	5/16-18 x 2 1/4" Carriage Bolt
11	4	F-1015-28	3/8-16 x 1-3/4" Capscrew	26	1	H-1056	1/4" Grease Fitting
12	4	F-1005-03	3/8-16 Locknut	27	1	263-040A	Support Bracket
13	1	ST-9254	Flex Tube, 8" ID X 24" L	28	2	F-1931	Nut, Hex-Serrated Washer, 5/16-18
14	1	263-027A	Clean-out Door w/Decal P-10223	29	4	F-1019-02	5/16" LockWasher
15	2	F-1212	Washer Capscrew, 5/16 x 3/4"				



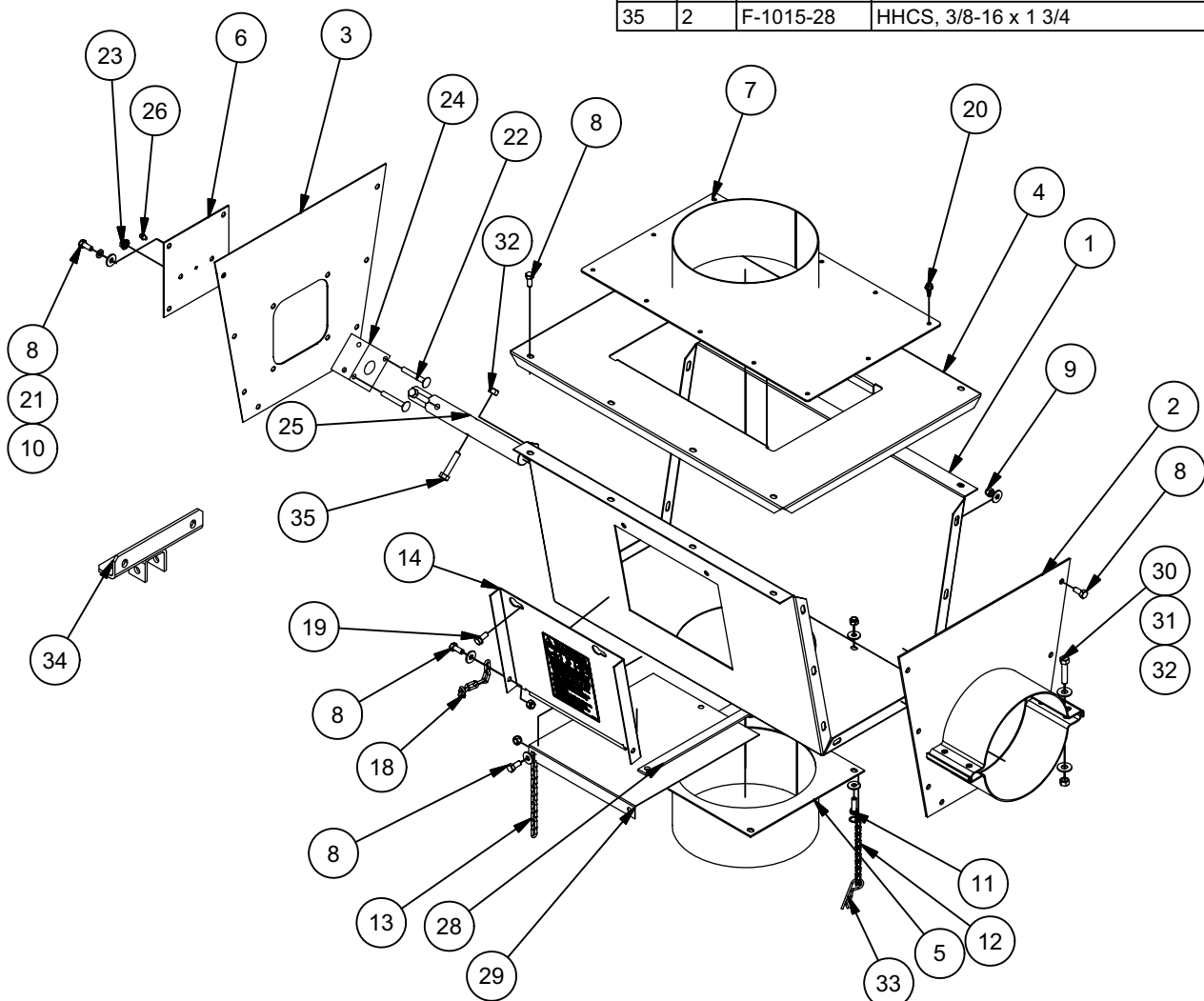
Note: Parts Sack 263-036A Holds Small Parts and Hardware

8-10" SUPER XL HOPPER ASSEMBLY (263E-001A)

(For Use with 2 or 3-Sweep Drying Systems)

ITEM	QTY	NUMBER	DESCRIPTION	ITEM	QTY	NUMBER	DESCRIPTION
1	1	263-044P	Super XL Hopper Body	18	1	222-031P	Chain, 13"L
2	1	263-047W	Super XL Hopper Tube End Wldt.	19	2	F-1212	Capscrew, Hex Washer, 5/16 x 3/4"
3	1	263-045P	Super XL Hopper Bearing End	20	12	F-1340	Screw, Washerhead, 1/4 x 3/4"
4	1	263-043P	Super XL Hopper Lid	21	4	F-1019-02	5/16" LockWasher
5	1	263-049W	Super XL Hopper Outlet Weldment	22	2	F-1707	5/16-18 x 2 1/4" Carriage Bolt
6	1	263-041P	Bearing Plate	23	2	F-1931	Nut, Hex-Serrated Washer, 5/16-18
7	1	263-051W	Inlet Flange, Super XL Hopper Lid	24	1	262-014P	Bearing, UHMW
8	30	F-1546	5/16-18 x 3/4" Capscrew	25	1	672-005P	Stub Shaft, Super Hopper
9	30	F-1005-02	5/16-18 Nyloc Nut	26	1	H-1056	1/4" Grease Fitting
10	46	F-1009-02	5/16" Flat Washer	27	6	F-1231	Hex Head Screw #8 X 1/2"
11	4	F-1015-15	5/16-18 x 1" Capscrew	28	2	263-055P	Super XL Gate Shim
12	1	H-2102	Sash Chain with Ring	29	1	263-056P	Slide Gate, Super XL Hopper
13	1	222-031P	Chain, 13"L x #1/0	30	4	F-1015-27	3/8-16 x 1-1/2" Capscrew
14	1	263-027A	Clean-out Door w/Decal P-10223	31	8	F-1009-03	3/8" Flat Washer
				32	6	F-1005-03	3/8-16 Locknut
				33	1	F-1469	Pin, Cotter 1/8 X 2-1/2"
				34	1	263-040A	Support Bracket
				35	2	F-1015-28	HHCS, 3/8-16 x 1 3/4"

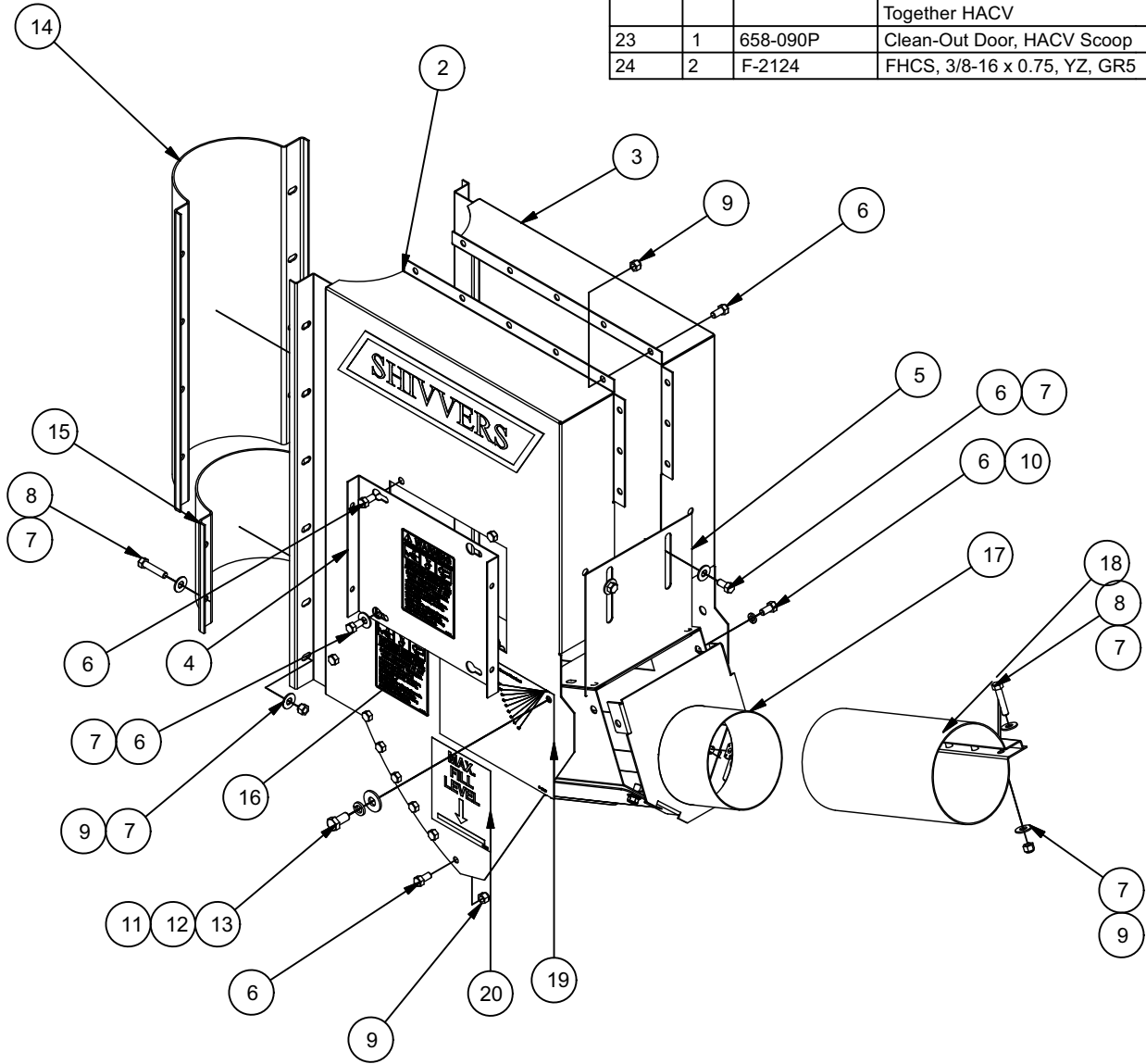
Note: Parts Sack 263-058A
Holds small parts and hardware.



**Used on ALL 8"
Augers since 2012**

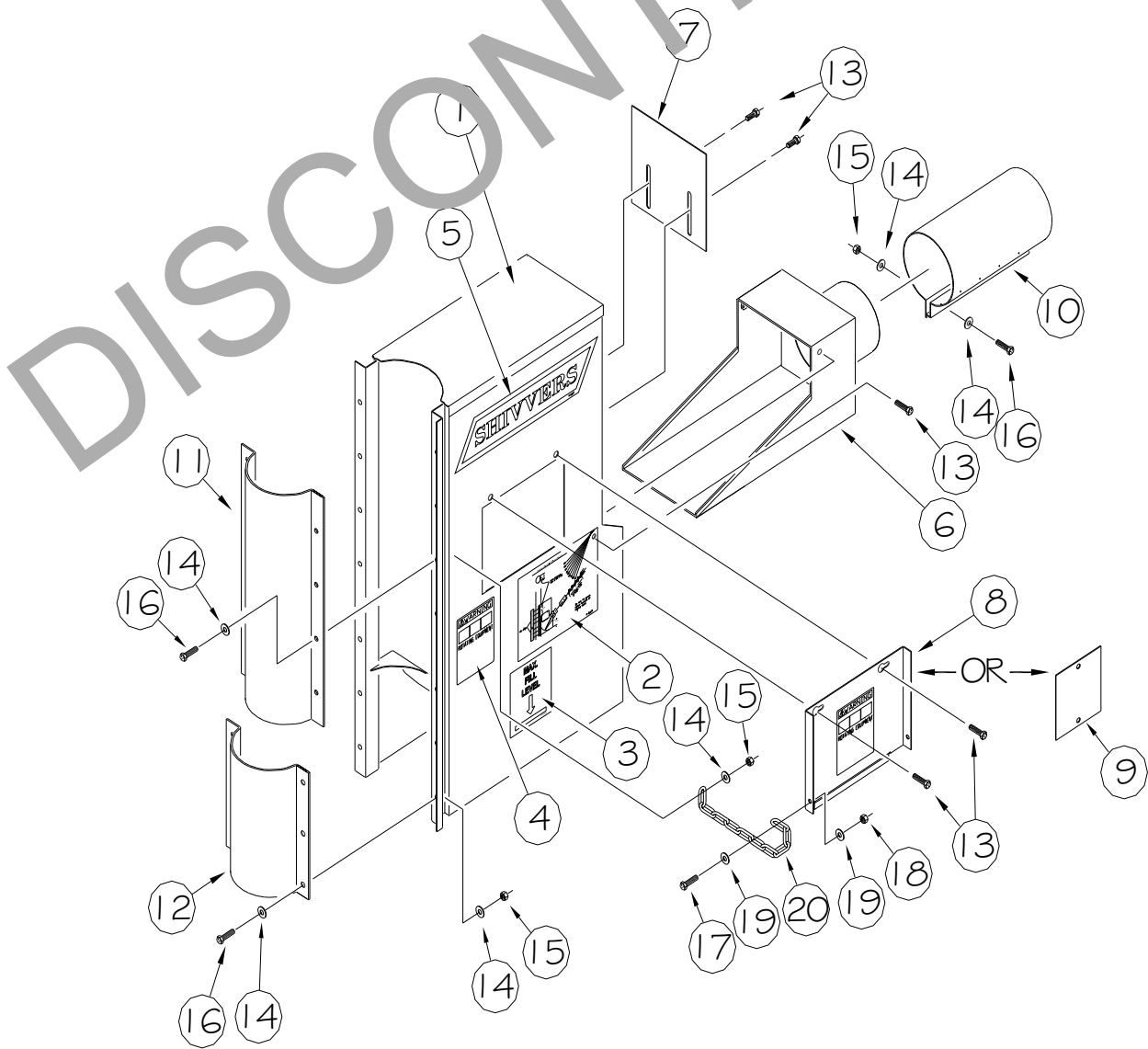
BOLT TOGETHER HIGH ANGLE BOOT ASSEMBLY
8" x 6" (658T-001A) 8" CV, 6" Cont. Flow Auger
8" x 8" (658U-001A) 8" CV, 8" Cont. Flow Auger

ITEM	QTY	NUMBER	DESCRIPTION	ITEM	QTY	NUMBER	DESCRIPTION
1	1	658-075P	HACV Boot Bottom	12	2	F-1464	1/2" Lockwasher
2	1	658-073P	HACV Boot Side 1	13	2	F-1759	1/2-13 x 1" Capscrew
3	1	658-074P	HACV Boot Side 2	14	1	658-087P	Half Band, 8 in X 22"
4	1	685-029A	Drop Outlet Cover Door w/decal	15	1	658-088P	Half Band, 8 in X 4"
5	1	658-037P	HACV Boot Upper Cover Plate	16	3	P-10223	Decal, Warning Rot. Equip.
6	30	F-1015-23	3/8-16 x 3/4" Capscrew	17	1	658-084W	HACV Boot, 6" Tube
7	37	F-1009-03	3/8" Flat Washer	-	1	658-085W	HACV Boot, 8" Tube
8	17	F-1015-28	3/8-16 x 1-3/4" Capscrew	18	1	217-059P	6" Sleeve
9	39	F-1239	3/8 Locknut	-	1	243-006P	8" Sleeve
10	2	F-1019-03	3/8" Lockwasher	19	1	P-11617	Decal, Hi-Angle CV Boot
11	2	F-1009-05	1/2" Flat Washer	20	2	P-9134	Decal, Max Fill Level
				21	2	P-8427	Decal, SHIVVERS
				22	1	658-092W	Boot Scoop Weldment, Bolt Together HACV
				23	1	658-090P	Clean-Out Door, HACV Scoop
				24	2	F-2124	FHCS, 3/8-16 x 0.75, YZ, GR5



8" X 8" (658Q-001A) HIGH ANGLE BOOT ASSEMBLY (8" Center Vertical, 8" Cont. Flow Auger)

ITEM	DESCRIPTION	QTY	PART NO.	ITEM	DESCRIPTION	QTY	PART NO.
1	HACV Boot, Boot Body Assy	1	658-030A	11	HACV Boot Half Band 8" X 22"	1	658-032P
2	Decal, Hi-Angle Cont. Flow Boot	1	P-11617	12	Bottom, 8" Half Band	1	597-062P
3	Decal, Max Fill Level	2	P-9134	A	HACV Boot Hardware Pack	1	658-046A
4	Decal, Warning - Rotating Equip	1	P-10223	13	Capscrew, Hex, Washer, 3/8" X 1"	6	F-1970
5	Decal, Shivvers, Large	2	P-8427	14	Washer, Flat, Std, Steel, 3/8"	38	F-1009-03
6	HACV Boot, Tube Wld, 8"	1	658-044W	15	Locknut, Hex, 3/8" 16 w/ Nyloc	19	F-1239
7	HACV Boot, Upper Cover Plate	1	658-037P	16	Capscrew, Hex, 3/8" 16 X 1-3/4 Gr. 5	19	F-1015-28
8	Clean-Out Door & Decal P-10223	1	263-027A	17	Capscrew, Hex, 5/16" 18 X 1 Gr. 5	1	F-1015-15
9	Plate, Cover, Side (Before 2004 Only)	1	269-040P	18	Nut, Hex, 1/2" 13 UNC-2B Nyloc	1	F-1005-02
10	Sleeve, 8" X 12" Long	1	243-006P	19	Washer, Flat, Std, Steel, 5/16"	2	F-1009-02
				20	Chain, 1/2" Long	1	222-031P

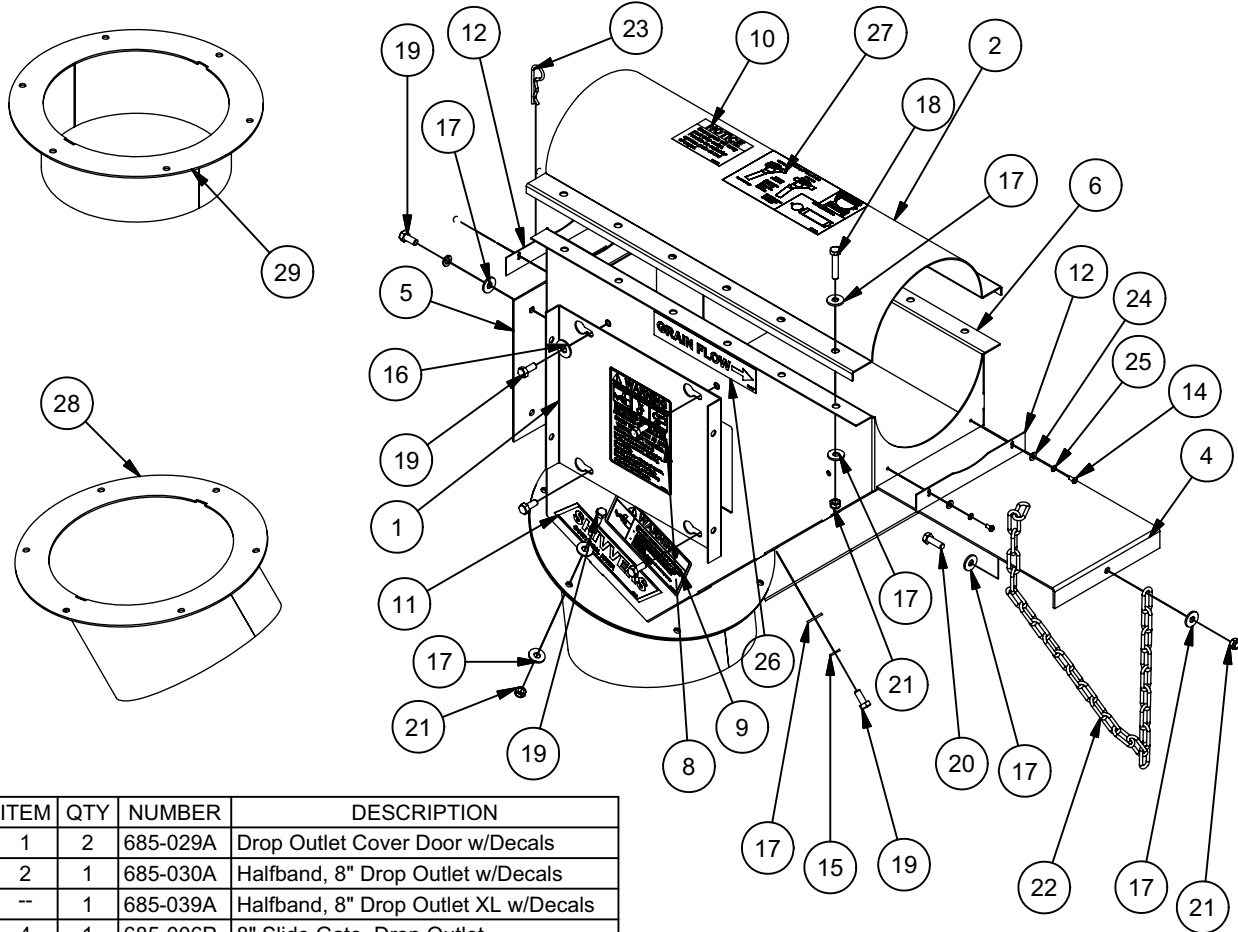


8" GRAIN SAMPLER VALVE (265B-001A)

ITEM	DESCRIPTION	QTY	PART NO.	ITEM	DESCRIPTION	QTY	PART NO.
A	Sampler Valve Sub-Assy, 8"	1	657-007A	8	Half Band, 8"	2	201B-024P
1	Sampler Valve Wld, 8"	1	657-008W	9	-	-	-
(2)	-Blind Rivet, 3/16D, .126-.250 Gr.	(4)	F-1057				
2	Blind Rivet, 3/16D, .126-.250 Gr.	1	F-1057	B	Sack, Grain Sampler Hdw	1	265-007A
3	Slide Gate Wld	1	264-007W	10	Clamp, Hose, #411-B28H	1	F-9010-01
4	Spring, Extn, 2-1/4" Lg, 3/4 OD Hk	1	H-1319	11	Bolt, Bin w/ Washer 5/16-18 X 1 Gr. 5	4	F-1027-02
				12	Clamp, 1-1/2 Conduit Strap	4	F-9020-01
5	Plastic Pipe 20' NOT INCLUDED	-	266A-001A	13	Washer, Flat, Std, Steel, 5/16"	4	F-1009-02
	Plastic Pipe 25' NOT INCLUDED	-	266B-001A	14	Nut, Hex, Znc Pltd, 5/16-18 UNC-2B	4	F-1011-02
	Plastic Pipe 33' NOT INCLUDED	-	266C-001A	15	Locknut, Hex, 3/8-16 w/ Nyloc	8	F-1239
6	Sampler Valve Pulley Half Band, 8"	1	657-010W	16	Washer, Flat, Std, Steel, 3/8"	8	F-1009-03
7	1/8" Wire Rope, 25'L w/Clamps	1	264-013A	17	Capscrew, Hx, 3/8-16 X 1-1/2, Gr. 5	8	F-1015-27

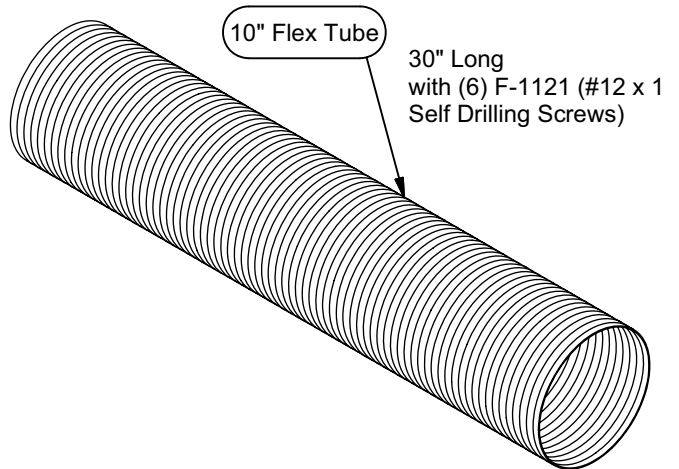


8" DROP OUTLET, (685A-001A) (18" Long) XL, (685E-001A) (37 1/2" Long) STRAIGHT 90° OR 30°



ITEM	QTY	NUMBER	DESCRIPTION
1	2	685-029A	Drop Outlet Cover Door w/Decals
2	1	685-030A	Halfband, 8" Drop Outlet w/Decals
--	1	685-039A	Halfband, 8" Drop Outlet XL w/Decals
4	1	685-006P	8" Slide Gate, Drop Outlet
5	2	630-014P	LGSO Cover, Level Dry
6	1	685-005W	Body, 8" Drop Outlet
--	1	685-034W	Body, 8" Drop Outlet, XL
8	2	P-10223	Decal, Warning Rot. Equip.
9	1	P-8792	Decal, Warning Auger Discharge
10	1	P-8108	Decal, Notice Grain May--
11	1	P-7080	Decal, Shivvers w/o Patent #
12	2	685-016P	Filler Strip
--	1	685-015A	Hardware Sack
14	4	F-1060	Screw, #10 X 3/8 Self Tap
15	8	F-1019-02	5/16" LockWasher
16	2	F-1009-03	3/8" Flat Washer
17	46	F-1009-02	5/16" Flat Washer
18	12	F1015-17	5/16-18 x 1-1/2" Capscrew
19	22	F-1546	5/16-18 x 3/4" Capscrew
20	1	F-1015-15	5/16-18 x 1" Capscrew
21	19	F1005-02	5/16-18 Nyloc Nut
22	1	288-016P	Chain, 33-1/2" Long
23	1	F-1469	Pin, Cotter 1/8 X 2-1/2"
24	4	F-1144	#8 Flat Washer
25	4	F-1408	#8 Internal Lock Washer
26	1	P-12405	Decal, Grain Flow
27	1	P-12406	Decal, Installing 8" Drop Outlet
28	1	685-013W	Outlet, 10", 30 Degrees
29	1	685-012W	Straight Outlet Weldment

10" FLEX TUBE 685B-001A



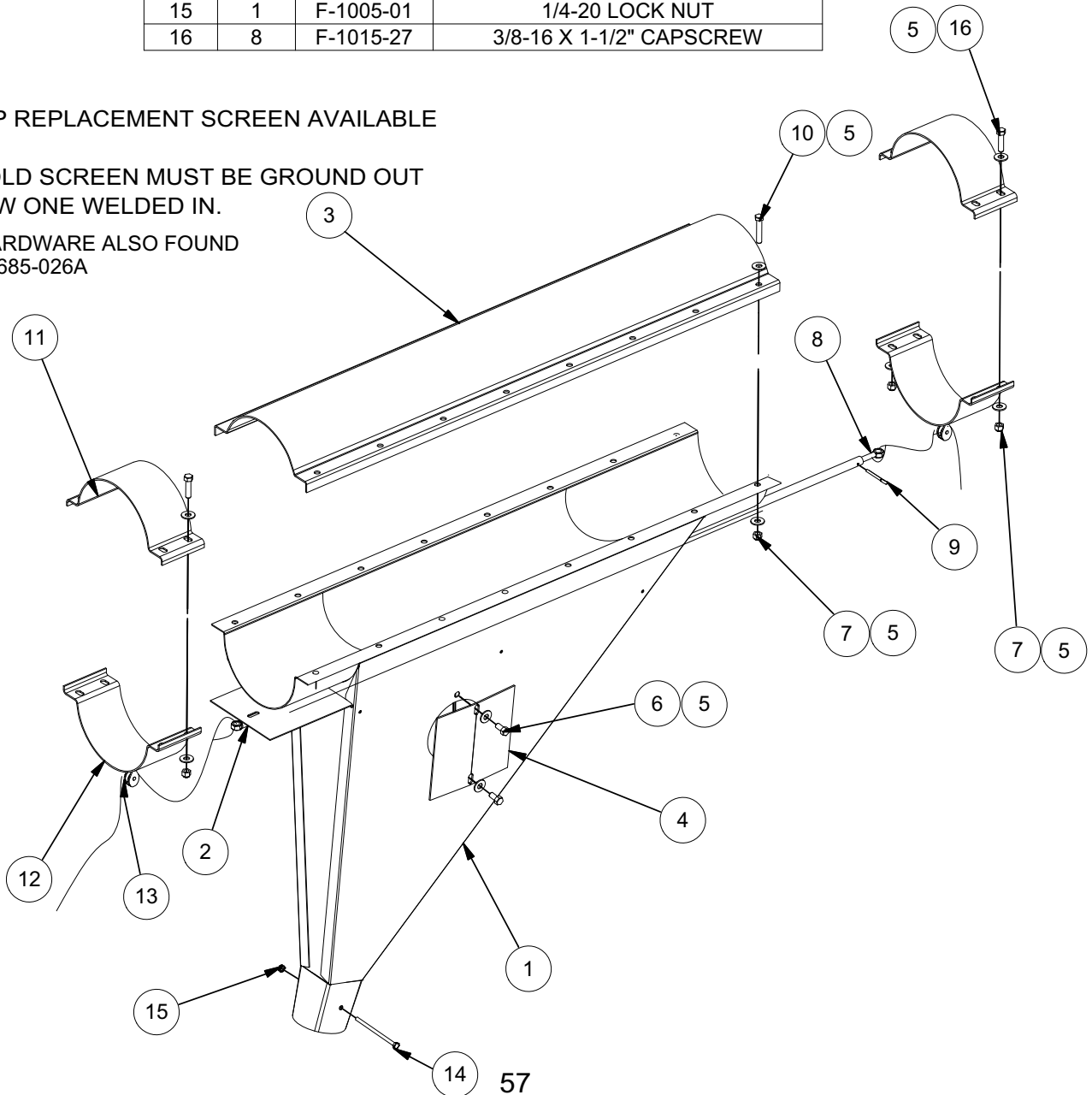
8" GRAIN CLEANER (685D-001A)

ITEM	QTY	NUMBER	DESCRIPTION
1	1	685-023W	8" GRAIN CLEANER WLDT
2	1	685-025W	SLIDE GATE WLDT, 8" GCL
3	1	685-022P	HALFBAND, 8" GCL
4	1	37-018P	COVER PLATE, INSPECTION HOLE
* 5	50	F-1009-03	3/8" FLAT WASHER
6	2	F-1015-23	3/8-16 X 3/4" CAPSCREW
* 7	24	F-1239	3/8" LOCKNUT
8	1	3-021W	PIN WLDT
9	1	H-1376	1" COTTER PIN
* 10	16	F-1073	3/8-16 X 2" CAPSCREW
A	1	685-027A	8" GCL PARTS SACK
11	2	201B-024P	HALFBAND, 8" X 4"
12	2	657-010W	SAMPLER VALVE HALFBAND WLDT
13	2	264-013A	1/8" WIRE ROPE, 25'L, W/CLAMPS
B	1	685-026A	HARDWARE SACK
14	1	F-1020-02	1/4-20 X 4-1/2" CAPSCREW
15	1	F-1005-01	1/4-20 LOCK NUT
16	8	F-1015-27	3/8-16 X 1-1/2" CAPSCREW

685-028P REPLACEMENT SCREEN AVAILABLE

NOTE: OLD SCREEN MUST BE GROUND OUT
AND NEW ONE WELDED IN.

* SOME HARDWARE ALSO FOUND
IN SACK 685-026A



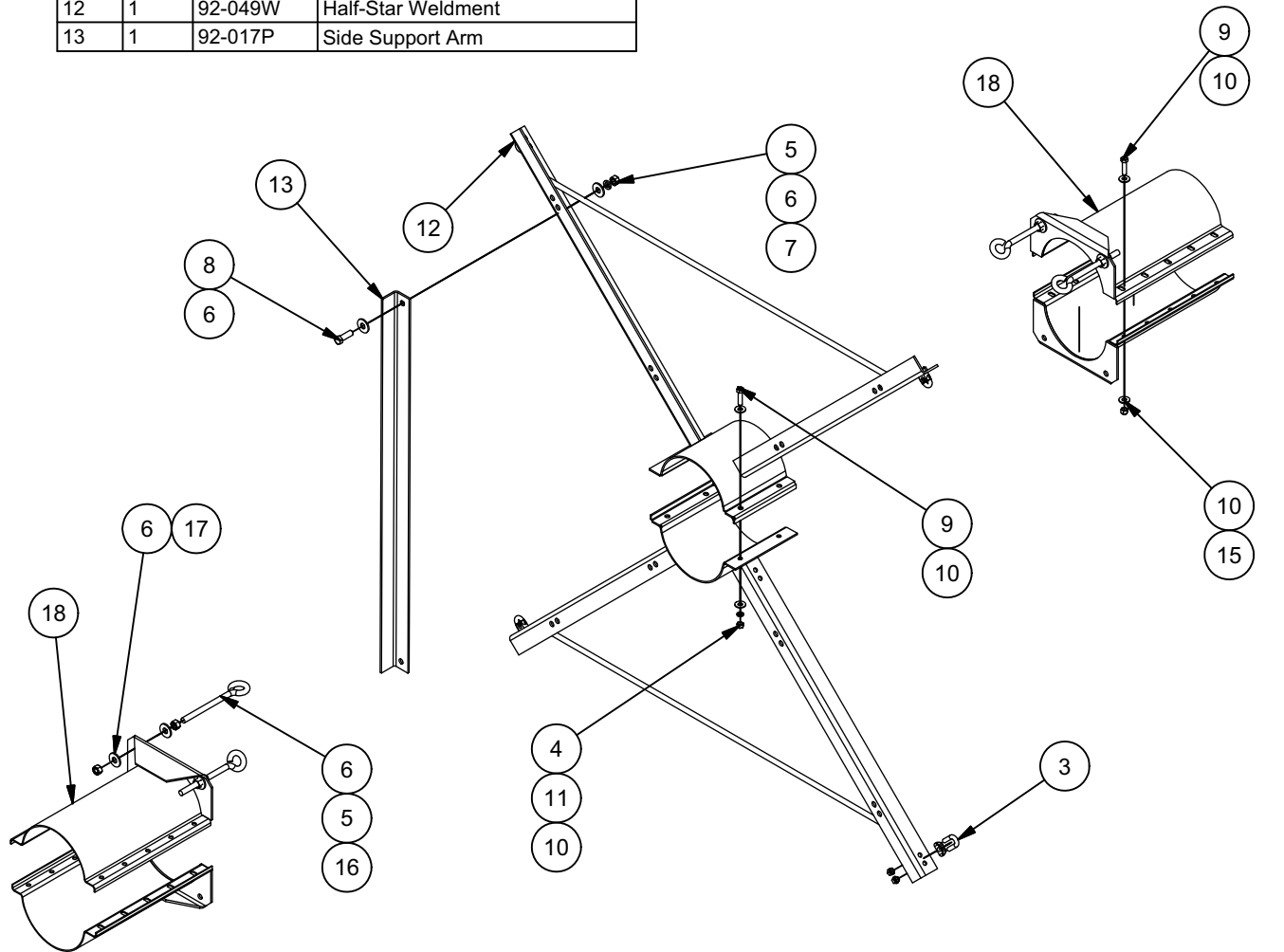
8" QUADSTAR TRUSS KIT

(3/8" Cable Not Supplied)

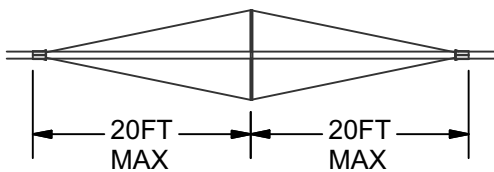
8' QUADSTAR TRUSS KIT: STAR ASSEMBLY (92E-001A)

8" QUADSTAR TRUSS KIT: PARTS BOX (92F-001A)

ITEM	QTY	NUMBER	DESCRIPTION	ITEM	QTY	NUMBER	DESCRIPTION
A	1	92-030A	QSTK Hardware Sack	14	1	92-048A	Hardware Sack, 92D-001A
3	4	H-2433	Cable Clamp, 3/8"	9	20	F-1015-27	Capscrew, 3/8-16 x 1-1/2
4	4	F-1011-03	3/8-16 Hex Nut	10	40	F-1009-03	Washer, 3/8 Flat
5	4	F-1011-05	Hex Nut, 1/2-13	15	20	F-1239	Hex Nut, 3/8-16, Nyloc
6	8	F-1009-05	1/2" Flat Washer	3	16	H-2433	Cable Clamp, 3/8
7	4	F-1464	1/2 Lockwasher	6	8	F-1009-05	Washer, 1/2 Flat
8	4	F-1526	1/2-13 x 1-1/2" Capscrew	16	8	H-2432	Eyebolt, 1/2-13 x 6"
9	4	F-1015-27	3/8-16 x 1-1/2" Capscrew	17	8	F-1378	Nut, 1/2-13 Nyloc
10	8	F-1009-03	3/8" Flat Washer				
11	4	F-1019-03	3/8" Lockwasher	18	1	92-042W	Halfband Weldment
12	1	92-049W	Half-Star Weldment				
13	1	92-017P	Side Support Arm				



SINGLE TRUSS



DOUBLE TRUSS



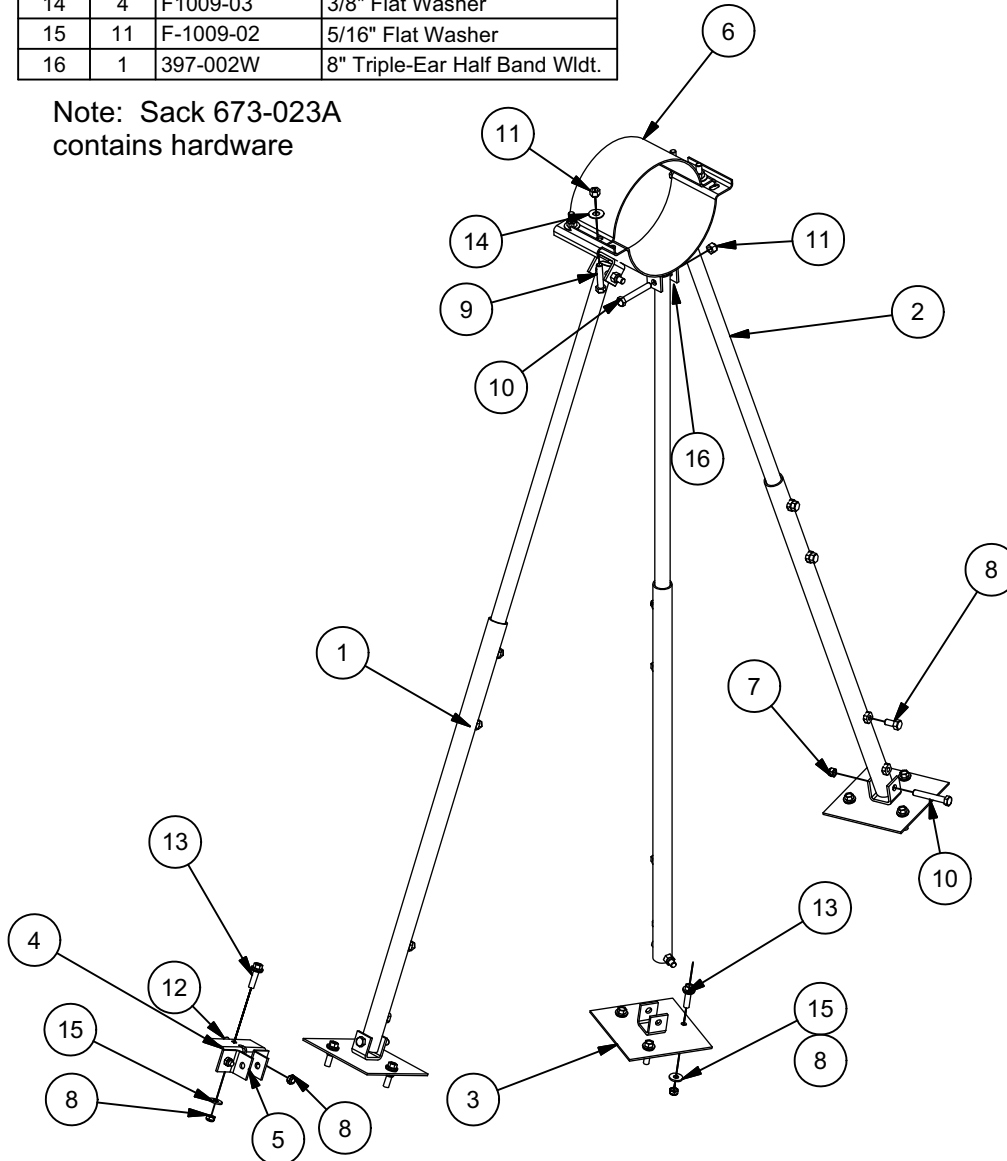
TRIPOD ROOF BRACE, 8"

673B-001A-8" x 30" Legs

673C-001A-8" x 45" Legs

ITEM	QTY	NUMBER	DESCRIPTION
1	3	237-034W	Support Leg, Outside, 30"L
-	-	275C-002W	Support Leg, Outside, 45"L
2	3	237-035P	Support Leg, Inside, 30"L
-	-	275C-004P	Support Leg, Inside 45"L
3	3	269-006W	Foot Support
4	2	269-025P	Angle, Support Leg
5	4	269-024P	Ear, Support Angle
6	1	201B-024P	Half Band, 8" X 4"
7	16	F-1005-02	5/16-18 Locknut
8	9	F-1015-23	3/8-16 x 3/4" Capscrew
9	4	F-1015-27	3/8-16 x 1-1/2" Capscrew
10	6	F-1015-30	3/8-16 x 2-1/2" Capscrew
11	9	F-1239	3/8 Locknut
12	4	F-1671	5/16-18 x 3/4" Carriage Bolt
13	11	F-1027-02	Bin Bolt, 5/16-18 x 1"
14	4	F1009-03	3/8" Flat Washer
15	11	F-1009-02	5/16" Flat Washer
16	1	397-002W	8" Triple-Ear Half Band Wldt.

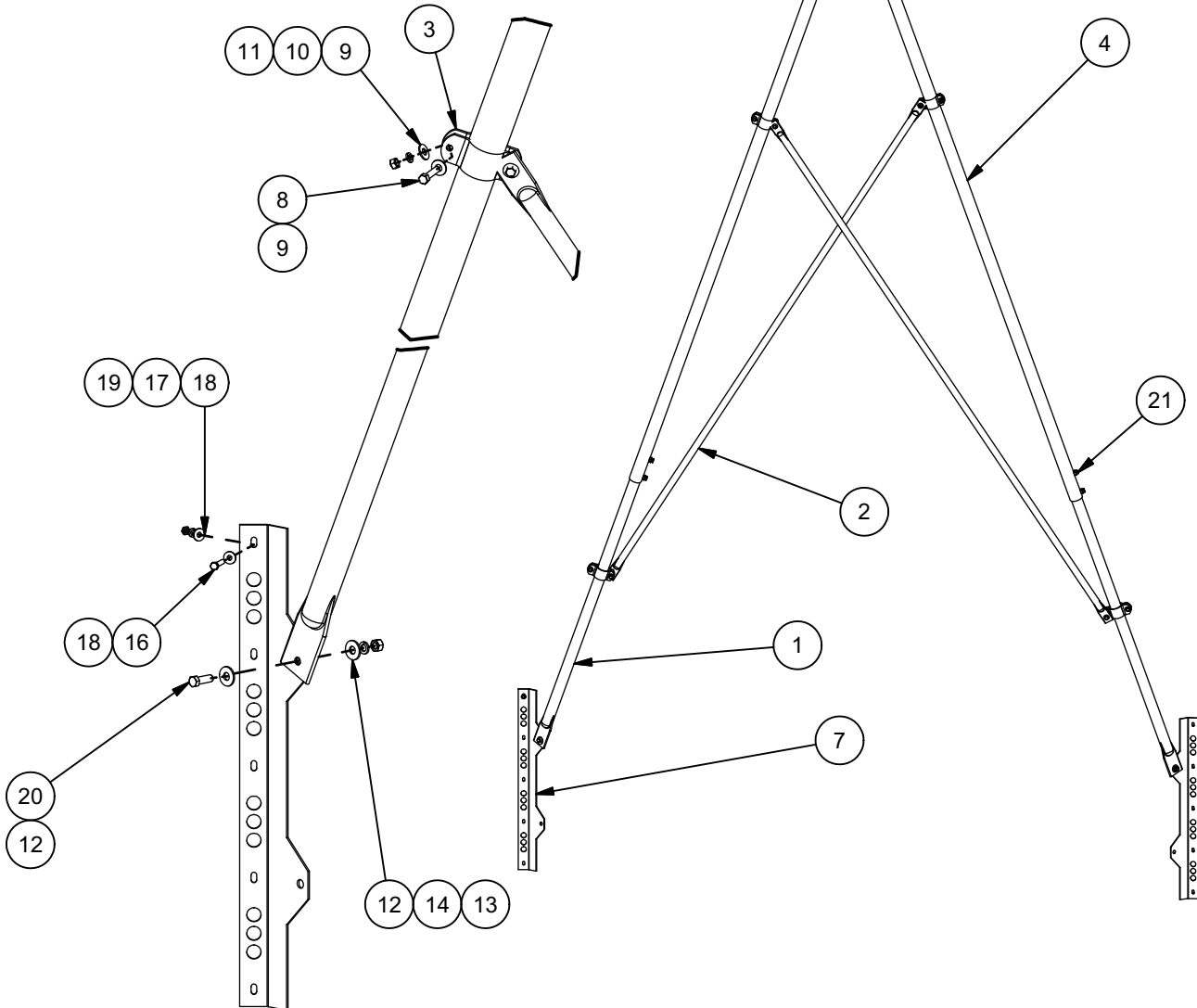
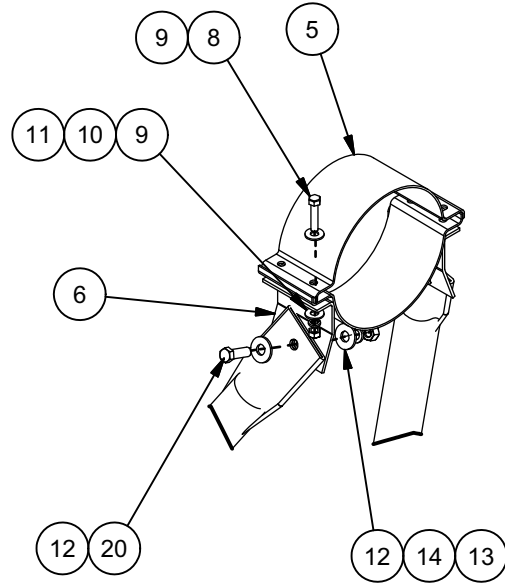
Note: Sack 673-023A
contains hardware



BIN WALL SUPPORT KIT

273E-001A (Tube Bundle) and 273F-001A (Hardware Box)

ITEM	QTY	NUMBER	DESCRIPTION
1	2	273-044P	Lower Tube, 10'L
2	2	273-045P	Cross Tube, 10'L
3	8	273-050P	Tube Clamp
4	2	273-052W	Upper Tube Weldment, 10'L
5	2	201B-024P	Half Band, 8" X 4"
6	2	273-072P	Angle Bracket, Half Band
7	2	273-068P	Angle Bracket, 34.5"L
A	1	273-051A	Hardware Sack
8	12	F-1015-28	3/8-16 x 1-3/4" Capscrew
9	24	F-1009-03	3/8" Flat Washer
10	12	F-1019-03	3/8" Lockwasher
11	12	F-1011-03	3/8-16 Hex Nut
12	8	F-1009-05	1/2" Flat Washer
13	4	F-1011-05	Hex Nut, 1/2-13
14	4	F-1464	1/2" Lockwasher
16	1	F1015-17	5/16-18 x 1-1/2" Capscrew
17	1	F-1019-02	5/16" Lockwasher
18	2	F-1009-02	5/16" Flat Washer
19	1	F-1011-02	5/16-18 Nut
20	4	F-1526	1/2-13 x1-1/2" Capscrew
21	6	F-1386	HHCS, 1/2-13 x 1 1/4"L

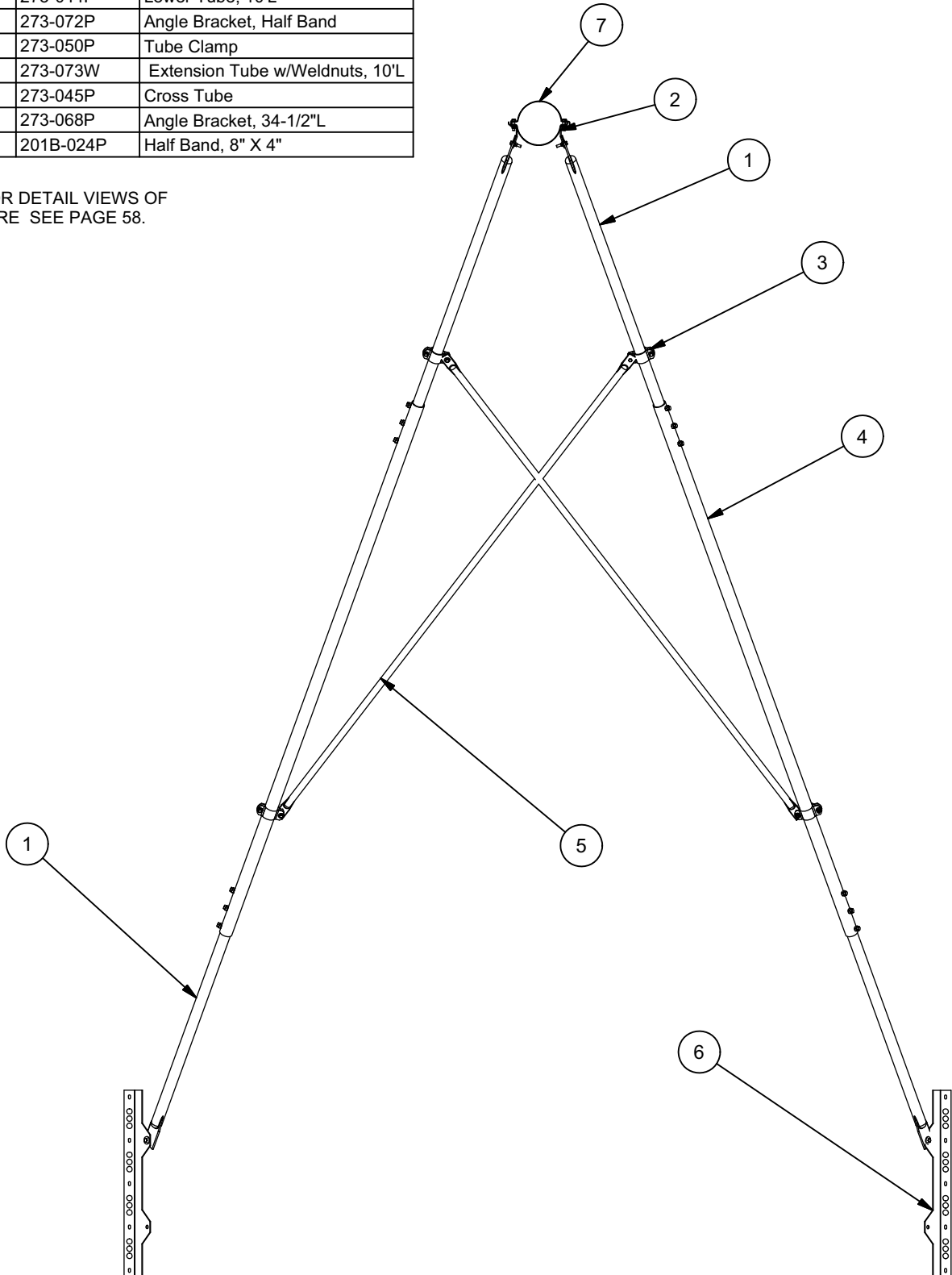


BIN WALL SUPPORT KIT, LONG

273F-001A (HARDWARE BOX) AND 273H-001A (TUBE BUNDLE, LONG)

ITEM	QTY	NUMBER	DESCRIPTION
1	4	273-044P	Lower Tube, 10'L
2	2	273-072P	Angle Bracket, Half Band
3	8	273-050P	Tube Clamp
4	2	273-073W	Extension Tube w/Weldnuts, 10'L
5	2	273-045P	Cross Tube
6	2	273-068P	Angle Bracket, 34-1/2"L
7	2	201B-024P	Half Band, 8" X 4"

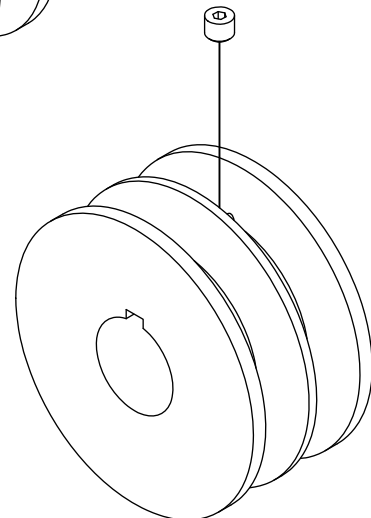
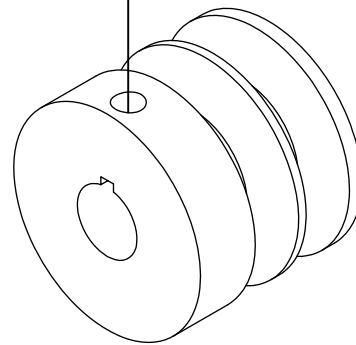
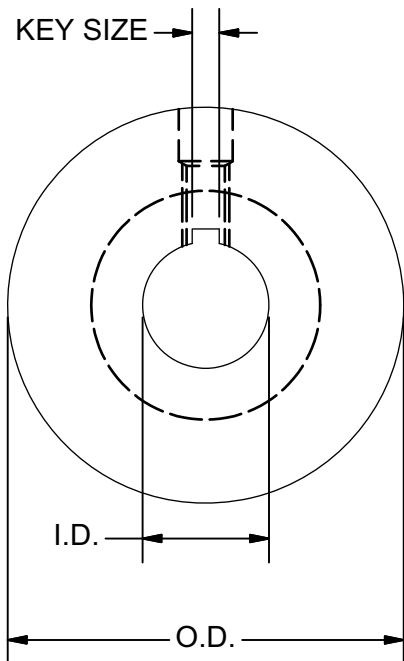
NOTE: FOR DETAIL VIEWS OF
HARDWARE SEE PAGE 58.



2 GROOVE, B SECTION MOTOR PULLEYS

O.D.	I.D.	KEY SIZE	ASSY NUMBER	PULLEY NUMBER	KEY NUMBER
2-1/2"	7/8"	3/16	249H-001A	249H-004P	249Z-020P
2-1/2"	1-1/8"	1/4	249I-001A	249I-005P	249Z-018P
2-3/4"	7/8"	3/16	50L-001A	50L-002P	249Z-020P
2-3/4"	1-1/8"	1/4	50M-001A	50M-002P	249Z-018P
3-1/4"	5/8"	3/16	50K-001A	50K-002P	249Z-020P
3-1/4"	7/8"	3/16	249J-001A	249J-006P	249Z-020P
3-1/4"	1-1/8"	1/4	249K-001A	249K-007P	249Z-018P
3-1/4"	1-3/8"	5/16	249L-001A	249L-008P	249Z-019P
3-1/2"	1-1/8"	1/4	249W-001A	249W-029P	249Z-018P
3-1/2"	1-3/8"	5/16	249X-001A	249X-030P	249Z-019P
3-3/4"	1-1/8"	1/4	249Y-001A	249Y-031P	249Z-018P
3-3/4"	1-3/8"	5/16	249Z-001A	249Z-032P	249Z-019P
4"	7/8"	3/16	249M-001A	249M-009P	249Z-020P
4"	1-1/8"	1/4	249N-001A	249N-010P	249Z-018P
4"	1-3/8"	5/16	249O-001A	249O-011P	249Z-019P
4-1/4"	1-1/8"	1/4	249AA-001A	249AA-033P	249Z-018P
4-1/4"	1-3/8"	5/16	249AB-001A	249AB-034P	249Z-019P
4-1/2"	1-5/8"	3/8	249AC-001A	249AC-035P	249-027P

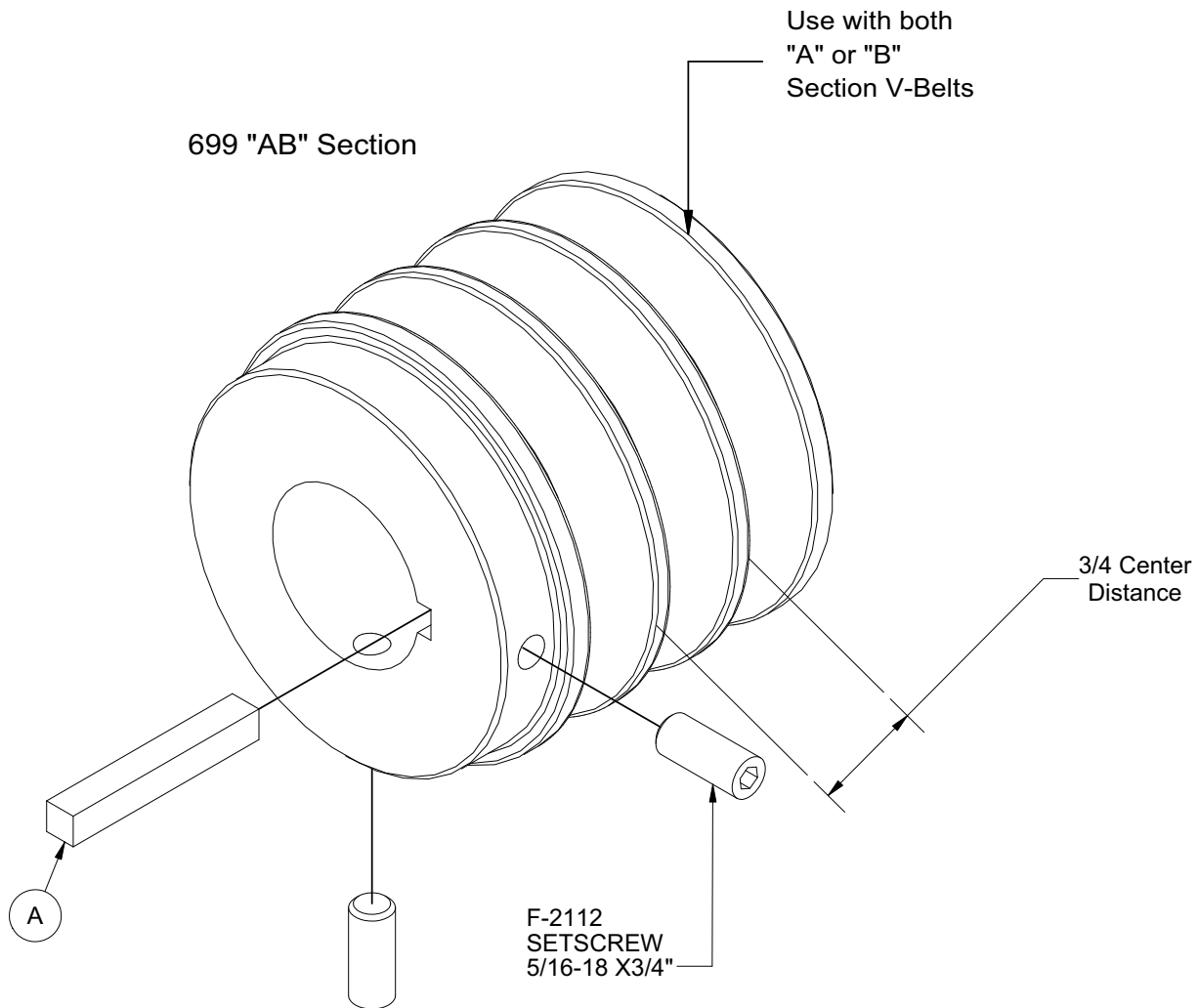
All 2-Groove Motor Pulleys
Use (1) F-1007-21, 5/16-18 x 1/4"
Sockethead Setscrew



3 Groove Motor Pulleys

PULLEY #	3 GROOVE MOTOR PULLEY	KEY	KEY SIZE
699E-001A	3.25" O.D. AND 7/8" BORE	249Z-020P	3/16" SQ. X 1-3/8"
699F-001A	3.25" O.D. AND 1-1/8" BORE	249Z-018P	1/4" SQ. X 1-3/4"
699G-001A	3.25" O.D. AND 1-3/8" BORE	249Z-019P	5/16" SQ. X 1-3/4"
699H-001A	3.5" O.D. AND 1-1/8" BORE	249Z-018P	1/4" SQ. X 1-3/4"
699I-001A	3.5" O.D. AND 1-3/8" BORE	249Z-019P	5/16" SQ. X 1-3/4"
699J-001A	3.75" O.D. AND 1-1/8" BORE	249Z-018P	1/4" SQ. X 1-3/4"
699K-001A	3.75" O.D. AND 1-3/8" BORE	249Z-019P	5/16" SQ. X 1-3/4"
699M-001A	4" O.D. AND 1-1/8" BORE	249Z-018P	1/4" SQ. X 1-3/4"
699N-001A	4" O.D. AND 1-3/8" BORE	249Z-019P	5/16" SQ. X 1-3/4"
699O-001A	4.25" O.D. AND 1-1/8" BORE	249Z-018P	1/4" SQ. X 1-3/4"
699P-001A	4.25" O.D. AND 1-3/8" BORE	249Z-019P	5/16" SQ. X 1-3/4"
699Q-001A	4." O.D. AND 1-5/8" BORE	249Z-027P	3/8" SQ. X 2"L
699R-001A	4.25" O.D. AND 1-5/8" BORE	249Z-027P	3/8" SQ. X 2"L

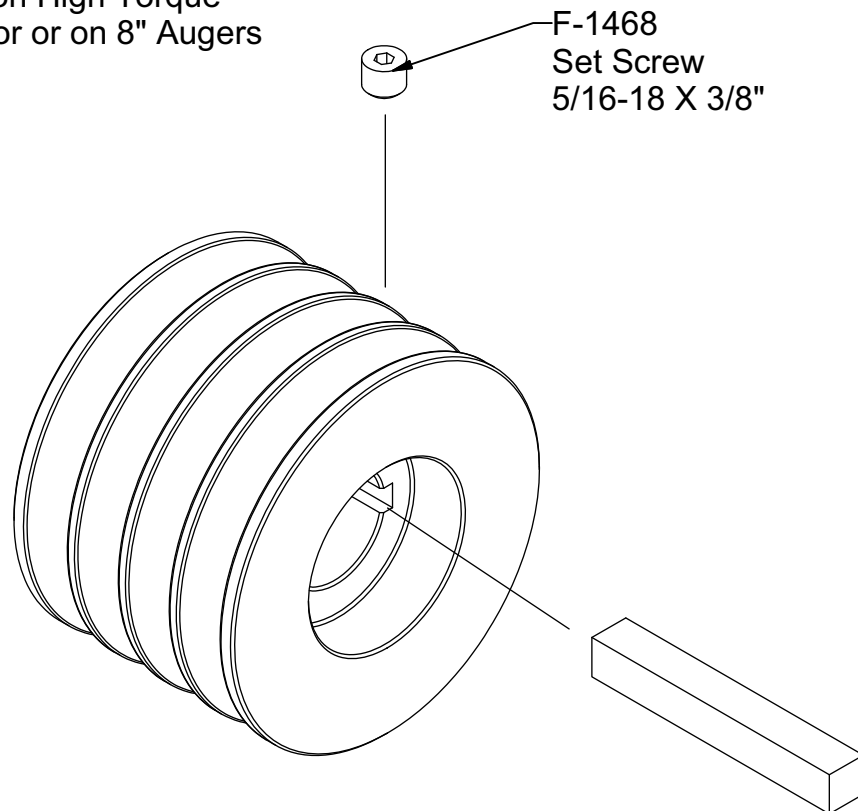
Note: Motor Pulley is not included for 8" Continuous Flow and Horizontal Transfer Augers. (Order Separately)



4-GROOVE MOTOR PULLEY

PART NO.	4 GROOVE MOTOR PULLEY	(A) KEY	KEY SIZE
703A-001A	4.250" O.D AND 1 3/8" BORE	654-224P	5/16" SQ. X2-3/8"
703B-001A	4.250" O.D AND 1 5/8" BORE	249-027P	3/8" SQ. X 2"
703C-001A	4.500" O.D AND 1 3/8" BORE	654-224P	5/16" SQ. X2-3/8"
703D-001A	4.500" O.D AND 1 5/8" BORE	249-027P	3/8" SQ. X 2"
703E-001A	4.750" O.D AND 1 3/8" BORE	654-224P	5/16" SQ. X2-3/8"
703F-001A	4.750" O.D AND 1 5/8" BORE	249-027P	3/8" SQ. X 2"
703G-001A	5.250" O.D AND 1 3/8" BORE	654-224P	5/16" SQ. X2-3/8"
703H-001A	5.250" O.D AND 1 5/8" BORE	249-027P	3/8" SQ. X 2"
703I-001A	5.500" O.D AND 1 3/8" BORE	654-224P	5/16" SQ. X2-3/8"
703J-001A	5.500" O.D AND 1 5/8" BORE	249-027P	3/8" SQ. X 2"
703K-001A	6.000" O.D AND 1 3/8" BORE	654-224P	5/16" SQ. X2-3/8"
703L-001A	6.000" O.D AND 1 5/8" BORE	249-027P	3/8" SQ. X 2"

NOTE: Only used on High Torque main machine motor or on 8" Augers with 4-Belt Drives.



Note: Motor Pulley is not included for 8" Continuous Flow and Horizontal Transfer Augers. (Order Separately)